

上海教育出版社



义务教育教科书

英语

(三年级起点)

六年级 下册



上海教育出版社

上海教育出版社

上海教育出版社
上海教育出版社

上海教育出版社

主 编：张春柏 施嘉平

原 作 者：Ron Holt Sam Meekings

编 者：牛津大学出版社（中国）有限公司英语教材编写委员会

上海世纪出版股份有限公司外语教育图书分公司英语教材编写委员会

责任编辑：赵柳松 姚玉莹

© 上海市中小学（幼儿园）课程改革委员会和牛津大学出版社 2014

“Oxford”为牛津大学出版社的注册商标。

未经上海市中小学（幼儿园）课程改革委员会和牛津大学出版社（中国）有限公司书面许可，不得在任何地区以任何形式、任何媒介、任何文字翻印、仿制或转载本书的文字、图片或音频。

欢迎广大师生来电来函指出教材的差错和不足，提出宝贵意见。电话：021-64319241。电子邮箱：jcjy@seph.com.cn。通讯地址：上海市闵行区号景路159弄C座。邮政编码：201101。

声明 按照《中华人民共和国著作权法》第二十五条有关规定，我们已尽量寻找著作权人支付报酬。著作权人如有关于支付报酬事宜可及时与出版社联系。

鸣谢

在教材编写过程中，部分教师对此工作予以极大的帮助，特此感谢：

王红丽 史才春 孙 媛 余晓珍 雍 雯

义务教育教科书

英 语

六年级 下册

上海世纪出版股份有限公司 出版发行
上 海 教 育 出 版 社

（上海市闵行区号景路159弄C座 邮政编码：201101）

各地新华书店经销 上海信老印刷厂印刷

开本 787×1092 1/16 印张 6.5

2014年12月第1版 2024年12月第14次印刷

ISBN 978-7-5444-5680-7/G·4583

定价：6.70 元（另配音频和练习册）

辽宁省物价局价格审查批准文号：辽价发[2018]30号

全国物价举报电话：12315

如发现内容质量问题，请与上海教育出版社联系，电话：021-64319241，

如有印、装质量问题，请向出版社调换，电话：021-64373213。

上海教育出版社



写在前面


六年级，对同学们来说，是一个整装待发、承上启下的学年。除了学习新知识外，你们还要梳理、总结和巩固整个小学阶段的学习，为今后开始内容、形式和学习方法都全新的中学学习做好充分的准备。

在第一学期，你们将要学习一种新的时态——一般过去时。这意味着今后你们可以阅读和讨论的话题在时间跨度上会更大，内容会更广泛。

在第二学期，你们将不再学习新的语法了，你们会学着自如运用以前学过的内容，来讨论过去、现在和将来。

这一学年，你们谈论的话题将更广、更深——从自然科学到文学艺术，从环境保护到人文关怀。你们的心智在发展，英语在进步，综合素养和能力在提高！

同学们，相信自己，在小学学习的最后一年里，你们一定能骄傲地攀登上那美丽的新高峰！





Contents

Module 1 Changes and differences

Unit	Grammar review	Key words	Sounds
1 You and me (p. 2)	<ul style="list-style-type: none"> • I'm 150 centimetres tall. • I usually play football after school. • There are a lot of tall buildings in the city. 	weigh, kilogram, centimetre, fan, theatre	a, a-e, ai, ay, eigh, i, i-e, y, igh, ie
2 Changes in our lives (p. 8)	<ul style="list-style-type: none"> • In the past, she used a pen and paper to write her books. Now she uses a computer. • I'd like to give you three wishes. 	life, writer, street cleaner, drive, poor, wish	o, o-e, ow, ou
3 Our school in the future (p. 14)	<ul style="list-style-type: none"> • What changes would you like to see in our school? • Students will have a picnic every month. 	carry, mountain, even, space	m, n, ng, n(k), n(g)

Project 1 (p. 20)





Module 2 Work and play

Unit	Grammar review	Key words	Sounds
4 Art (p. 22)	<ul style="list-style-type: none"> The students are going to an art museum tomorrow. Which one do you like? I like the one on the left. Little Leo took drawing lessons. 	oil, brush, paints, artist, unhappy, carefully	oy, oi, ear, ere, eer
5 Crafts (p. 28)	<ul style="list-style-type: none"> What do you want to make? I want to make a crown. What are you making? I'm making a toy plane. A long time ago, there was a craftsman. 	scissors, tape, glue, tool, easily, still	air, ere, ear, are, ure, our, oor
6 PE lessons (p. 34)	<ul style="list-style-type: none"> We have two PE lessons at school every week. Sometimes we play ball games. My friends and I like playing sport. 	long race, short race, win, long jump, high jump	y, h, w, wh, l, r, rr

Project 2 (p. 40)





Module 3 Things we do

Unit	Grammar review	Key words	Sounds
7 Helping others (p. 42)	<ul style="list-style-type: none"> • I can't find my dog. • I saw her half an hour ago. • I'm going to ask the gatekeeper. 		Syllables
8 Reading signs (p. 48)	<ul style="list-style-type: none"> • We must look out for them. • We can follow them back home. • We shouldn't smoke in the library. 		Word stress
 Reusing things (p. 54)	<ul style="list-style-type: none"> • We can reuse many old things. • Then it'll be a vase! • Finally, they made us into a piece of cloth. 		Sentence stress

Project 3 (p. 60)





Module 4 Things we enjoy

Unit	Grammar review	Key words	Sounds
10 Great storybooks (p. 62)			Intonation
11 Western festivals (p. 68)			Word linking
12 The five peas (p. 74)			
Project 4 (p. 80)			
Word list 1 (p. 82)		Word list 2 (p. 85)	
Daily expressions (p. 88)		Proper nouns (p. 88)	
Irregular verbs (p. 89)		Grammar review table (p. 90)	




1

You and me



Listen and say



Joe is visiting his cousin George in the countryside.

Joe: I weigh 47 kilograms. How much do you weigh, George?

George: I weigh 40 kilograms.

Joe: I'm 150 centimetres tall. How tall are you?

George: I'm 152 centimetres tall.

Joe: You're taller. Do you do a lot of exercise?

George: Yes. I usually play basketball and table tennis after school.

Joe: I usually play football after school. I'm a football fan.

George: Sometimes I go fishing with my grandpa.

Joe: How exciting! I don't go fishing often. There's no river near my home.

George: But you can go to museums. That's fantastic!



Write "Joe" or "George" in the blanks.

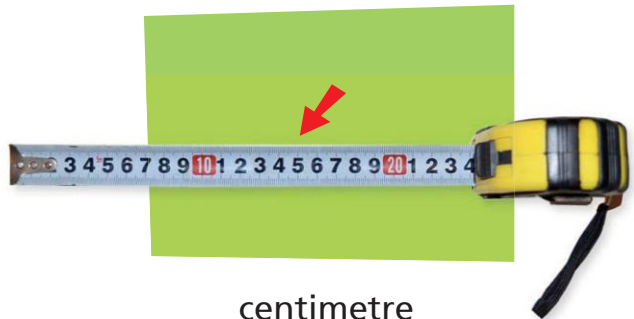
- 1 He is 152 centimetres tall and weighs 40 kilograms. _____
- 2 He is 150 centimetres tall and weighs 47 kilograms. _____
- 3 He usually plays football after school. _____
- 4 He sometimes goes fishing with his grandpa. _____
- 5 There is no river near his home. _____
- 6 He can go to museums. _____



Look and learn ((🎧))



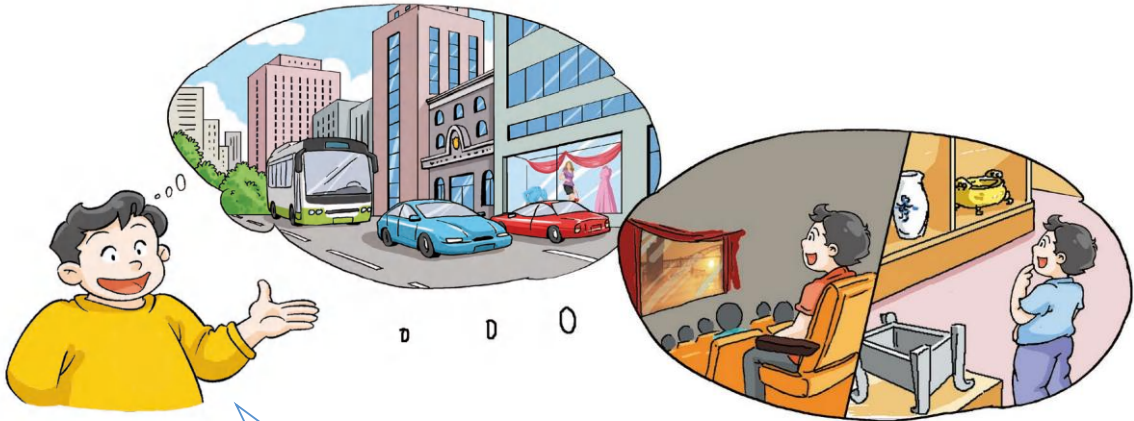
weigh




centimetre



kilogram



Hi! I'm Joe. I live in the city. There are a lot of tall buildings in the city. There are a lot of shops and restaurants too. People go to work by car, bus or underground. At the weekend, some people enjoy themselves at the cinema or theatre. Some people visit museums or parks.



Hi! I'm George. I live in the countryside. There are a lot of houses with gardens in the countryside. There are hills, rivers, lakes and a lot of trees. There aren't many cars. The air is fresh. People here like to walk or ride their bikes. Farmers plant crops in spring. Then in autumn, they get the crops in.



What can you see in the city or countryside? Tell your classmates.



There are a lot of tall buildings in the city.

There are ...





Do a survey

Do a survey about your classmates and then give a report.

Name	Height (cm)	Weight (kg)	Hobbies
Joe	150	47	football

S1: How tall are you?

S2: I'm ... centimetres tall.

S1: How much do you weigh?

S2: I weigh ... kilograms.


S1: What do you usually do after school?

S2: I ...



Joe is 150 centimetres tall, and he weighs 47 kilograms. He usually plays football after school.

...





Learn the sounds



a	→	ba b y	fa v ourite
a-e	→	gra d e	spa c e
ai	→	ta i l	pa i nt
ay	→	Ma y	sta y
eigh	→	e ight	we i ght
i	→	pi l ot	ti g er
i-e	→	li n e	whi t e
y	→	fl y	sk y
igh	→	li g ht	ri g ht
ie	→	di e	li e

Listen and circle.

- 1 lake like
- 2 name nine
- 3 day die
- 4 May my
- 5 skate sky
- 6 late light
- 7 paint pie
- 8 rate right
- 9 weight white
- 10 race rice

Culture corner.



2


Changes in our lives



Listen and say



Ms Wen is a writer. In the past, she used a pen and paper to write her books. Now she uses a computer.



Mrs Hong is a farmer. In the past, she got her crops in by hand. Now she uses a machine.



Mr Zhang is a photographer. In the past, he used film to take photos. Now he uses a digital camera. He can see his photos right away.



Mr Yang is a street cleaner. In the past, he swept the streets with a broom. Now he drives a street sweeper. It can clean the streets in a short time.



What do these people do? What did they use at work in the past? What do they use now? Complete the table.

a street cleaner

a writer

a farmer

a photographer

a broom

a computer

film

a digital camera

a street sweeper

a pen and paper

a machine

by hand

	Job	Tools for work	
		in the past	now
Ms Wen			
Mrs Hong			
Mr Zhang			
Mr Yang			



Look and learn



photographer



street cleaner



writer



The happy farmer and his wife

Once upon a time, there was a poor farmer called Fred. He and his wife Doris lived in a small, old house. One day, a fairy visited them.

"Fred, I'd like to give you three wishes," said the fairy.

Fred and Doris smiled at each other and said, "Thank you, but we don't need any wishes."



"I can give you some gold. Then you won't have to work," said the fairy.

"Thank you. We're poor, but we're happy," said Doris.



"I can give you a big, new house," said the fairy.

"Thank you. Our house is small and old, but it's warm and nice," answered Fred.



"I wish you a happy life," said the fairy.



Complete the sentences and act out the story.

The happy farmer and his wife



There's a poor farmer called Fred. He and his wife Doris _____ in a small, old house. One day, a fairy _____.



: Fred, I'd like to give you _____.



: Thank you very much, but we don't _____.



: You're poor. I can give you _____.



: _____



: Your house is small and old. _____



: _____



: I wish you _____.



: That's the end of the story.



Do a survey

How did people do things in the past? How do people do things now?

In the past	Now
washed clothes by hand	use a washing machine




wash clothes by hand



use a washing machine



write letters



write emails



watch black and white TV



watch colour TV




In the past, people washed clothes by hand. Now people use a washing machine.






Life was different in the past.
Time went slowly, not so fast.
Children had fun all day long,
Running and jumping and singing a song.



Life is easy these days.
Machines help in many ways.
Time goes fast but it's OK.
We still have lots of time to play!



o	→	no	ago
		photo	go
o-e	→	those	home
		close	hole
ow	→	show	bowl
		grow	snow
ou	→	out	south
		loud	cloud
ow	→	how	down
		now	cow

 Listen and circle.

- | | | |
|---|-------|--------|
| 1 | close | cloud |
| 2 | grow | ground |
| 3 | no | now |
| 4 | show | shout |
| 5 | low | loud |
| 6 | so | south |
| 7 | cold | cow |
| 8 | hole | how |

3

Our school in the future



Listen and say



Ms Guo: In the future, what changes would you like to see in our school? Write your wishes down on a piece of paper. Then put your paper in this time box.



Students: Yes, Ms Guo.

Students will have a picnic every month.

Peter



Students will grow a lot of plants in the garden.

Alice



Students will not carry any books. All their books will be on a small computer.

Joe



I will be the head teacher.

Jill



Students will study online at home.

Kitty



Ms Guo: In the future, you'll open the box and read your wishes.
Students: Great!



*Kitty and her classmates are writing a letter to the head teacher.
Help them complete the letter.*

Dear Mr Yang,

We are students from Class 6A. We would like to see some changes in our school in the future.

Students will _____ every month.

Students will _____ in the garden.

Students will not carry _____. They will read books on _____.

Students will study _____.

We hope our school will get better and better!

Yours,

Students from Class 6A

PS Jill would like to be the head teacher in our school.




Look and learn ((🎧🎧))



have a picnic



grow a plant



Schools of the future

by Joe

In the future, schools will be different. They will be under the sea, on high mountains and even in space.

Robots will help us find books in the library. They will also do other things in schools.

We will use computers in all our lessons. They will help us see dinosaurs and other interesting things.





What will schools be like in the future? Talk about this with your classmates.

They will be ...

robots

in space

We will/won't ...

computers

books

There will/won't be ...

schoolbags

study online



What changes would you like to see in your school? Do a survey and give a report.

S1: What changes would you like to see in our school?

S2: I'd like to ...

S3: I'd like to ...

S4: I'd like to ...

a have a swimming pool

b have a lot of clubs


c have a lot of books and magazines in our library

d have a lot of trees and flowers around the playground

(No. of students)

e have chess and cooking lessons

f ...



... students would like to have a swimming pool. ...



Think and write


What changes would you like to see in your school? Write down your wishes.

Name: _____

My wishes:

There will be _____

I will _____



Learn the sounds



m	→	milk	mouse
		room	cream
n	→	night	find
		win	in
ng	→	sing	ring
n(k)	→	bank	thank
n(g)	→	hungry	English

 Listen and circle.

- am an
- term turn
- mice nice
- moon noon
- win wing
- bank back
- in ink
- seem sing



Project 1

Our school

- 1 What was your school like in the past?
Ask your teachers and find out.

- How many classrooms were there?
- Were there a lot of trees around the playground?
- Was there a computer room?
- Was there a library?
- Was there a garden?
- ...



- 2 What is your school like now? Complete the table below and then give a report.

Our school	_____ years ago		Now	
classroom	_____ (number)		_____ (number)	
computer room	Yes <input type="checkbox"/>	No <input type="checkbox"/>	Yes <input type="checkbox"/>	No <input type="checkbox"/>
library	Yes <input type="checkbox"/>	No <input type="checkbox"/>	Yes <input type="checkbox"/>	No <input type="checkbox"/>
garden	Yes <input type="checkbox"/>	No <input type="checkbox"/>	Yes <input type="checkbox"/>	No <input type="checkbox"/>

In the past, there was/were ...
There wasn't/weren't ...
Now, there's/there are ...



- 3 What will your school be like in the future? Draw a map and talk about it.



In the future, there will be ...
in our school. Students will ...



- 4 Write about your school.

Our school

Our school is _____ years old. In the past, there was/were

_____.

Now there is/are _____

_____.

In the future, there will be _____

_____.

4

Art



Listen and say



The students are going to an art museum tomorrow. Miss Wang is telling them about some paintings.

Miss Wang: Look at the two pictures on the blackboard. Which one do you like?

Kitty: I like the one on the left. I like the colours. The night sky is beautiful.

Miss Wang: This is an oil painting. It's colourful.

Joe: I like the one on the right. I like horses. This horse looks powerful.

Miss Wang: This is a Chinese ink painting. It's usually in black and white. I like Chinese ink paintings too.





Circle the correct answers.

- 1 Why does Kitty like the oil painting?
 - a She likes the colours.
 - b She likes the stars.
- 2 Why does Joe like the Chinese ink painting?
 - a He likes horses. The horse looks powerful.
 - b He likes the idea.
- 3 A Chinese ink painting is usually _____.
 - a colourful
 - b in black and white




Look and learn




brush



paints



on the left



on the right

Little Leo's lessons


1




Little Leo liked drawing very much. His friends all liked his pictures. "You're going to be an artist, Leo," they always said.

2

Little Leo took drawing lessons. In the first lesson, the teacher put an egg on the table and asked Little Leo to draw it. "That's easy!" said Little Leo.



3



In the second lesson, the teacher still asked him to draw an egg, but he put the egg on a plate. Little Leo felt unhappy and asked, "Why do we draw eggs all the time?" "Look carefully! It's an egg again, but it looks different," said the teacher.

4



Little Leo worked hard and became a great artist.



Complete the sentences and act out the story.



1

Little Leo shows his picture to his friends.

Leo: Look at my picture.

Boys: Wow, it's nice. You're _____, Leo.

Leo: I hope so. I like _____.

2

Little Leo is in a _____. The teacher is putting _____ on the table.

Leo: What are we going to draw today, sir?

Teacher: We're going to _____.

Leo: That's easy. I can do it quickly.

3

Little Leo is in another lesson. The teacher is putting an egg on the plate.

Leo: It's an egg again, sir. Why do we draw eggs all the time?

Teacher: In the first lesson, the egg was _____. Now this egg is _____. Look carefully! It looks _____!

Leo: I see.



Ask and answer

Ask and answer the question with your classmates.



S1: Which picture do you like?

S2: I like the one on the left. I like the colours.




Think and write



This is a picture by Vincent van Gogh.
The name of the picture is *Sunflowers*.
In the picture, there are some yellow
sunflowers in the vase. I like the picture
because ...

This is a picture by _____.

Stick a picture.





Learn the sounds



oy →	boy	toy
	joy	enjoy
oi →	noise	join
	point	toilet
ear →	hear	near
ere →	here	
eer →	deer	cheer


 Listen and circle.

- 1 noise near
- 2 toy tear
- 3 boy bear
- 4 here hair
- 5 ear eye
- 6 pear point
- 7 enjoy join
- 8 deer there

Culture corner.



Leonardo da Vinci (1452–1519) was a great artist. He painted the *Mona Lisa*.



Mona Lisa

5

Crafts



Listen and say 

The students want to make presents for their families and friends.
Ms Guo is helping them.

Ms Guo: What do you want to make, Jill? What do you need?

Jill: I want to make a crown. I need a pair of scissors.

Ms Guo: That sounds nice. Who is it for?

Jill: It's for my little cousin. She wants to be a princess.


Ms Guo: What about you, Peter? What are you making?

Peter: I'm making a toy plane for my brother. He likes playing with toy planes.

Ms Guo: That's good. What are you making, Joe and Alice?

Joe & Alice: We're making a model house. It's for Kitty. We don't have any tape. Can you give us some, please?

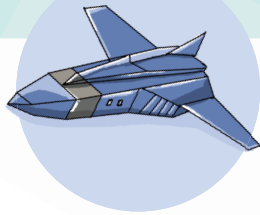
Ms Guo: Sure!





*What do the children want to make? What do they need?
Complete the notes.*

- 1 Jill wants to make a crown for her _____. She needs _____.
- 2 Peter wants to make a _____ for his _____.
- 3 Joe and Alice want to make a _____ for _____. They need _____.



Look and learn 



glue




scissors



tape

Lu Ban and the saw

1



A long time ago, there was a craftsman.
His name was Lu Ban.

2



One day, Lu Ban was at work on a mountain. A leaf cut his finger. Lu Ban thought, "How could such a small leaf hurt my finger?"

3



He looked at the leaf carefully. There were many teeth on the leaf, and the teeth were sharp. "Could I make a tool with teeth like these? I could cut things with it easily," Lu Ban said to himself.

4



Soon Lu Ban made a saw. It was the first saw in the world. People are still using this tool today.



Complete the summary of this story.

Lu Ban _____ a craftsman. One day, a leaf _____
his finger. He saw _____ on the leaf. Lu
Ban then made _____.



Make and say

1



Find a painting.

2



Find a piece of cardboard.

3




Stick the painting onto the cardboard.

4



Cut the picture into pieces.

5



Now do the puzzle.

Let's make a puzzle.

We need ...

All right. What do we need?





Alice has a pen holder.
She got it from her friend Ann.
Ann made the pen holder
With paper and a can.



Tony made a paper doorknob
And put it on the door.
But every time he opens the door,
The doorknob falls onto the floor.



air	→	hair	pair
ere	→	where	there
ear	→	wear	bear
are	→	share	
ure	→	sure	
our	→	tour	
oor	→	poor	

● Listen and circle.

- 1 pair poor
- 2 share sure
- 3 tear tour
- 4 hair hear
- 5 bear beer
- 6 chair cheer

6

PE lessons



Listen and say



We have two PE lessons at school every week. My friends and I like PE lessons very much.

We run long races and short races. The races are exciting. We all want to win.



We do the long jump and the high jump. Jill is good at the high jump. Joe is good at the long jump.



Sometimes we play ball games. I like playing football, volleyball and basketball.

My friends and I like playing sport. We have a lot of fun together!



Complete Peter's notes.

- 1 In our PE lessons, we run _____ and _____.
- 2 We do the _____ and the _____. Jill is good at the _____. Joe is good at the _____.
- 3 We also play ball games. I like playing _____, _____ and _____.



Look and learn (🎧)




high jump



long jump



long race



short race

Swimming lessons

For a swimming lesson, you need:

- a swimsuit and a swimming cap. The swimsuit should not be too big or too small.
- a pair of swimming goggles, so the water does not get into your eyes.



You should:

- wash yourself before you go into the swimming pool. Do it after swimming too.
- do warm-up exercises before you go into the water.



Swimming is fun. It helps you stay healthy and fit. Enjoy your swimming lessons!





Think and act.

1

Lily, let's go swimming. I'll teach you how to swim.




OK. What do we need for swimming?

We need ...

2

What should we do first?

First, we should ...



I see.

3

What should we do next?

Next, we should ...



All right.

4

Now let's go into the water.

OK.









Do a survey

What is your favourite activity in PE lessons? Ask and answer the question with your classmates.

What's your favourite activity in PE lessons?



I like playing football.

Activity Name					
Joe	✓				



Think and write

Write a report about your survey.

In our PE lessons, we _____.

I like _____.

In my class, _____ students like _____.

_____ students like _____.



Learn the sounds





y	→	y	es	y	ou
h	→	h	e	h	at
w	→	w	e	w	ind
wh	→	w	h	e	n
l	→	l	i	k	e
			h	e	l
			p		
r	→	r	a	d	i
			o		
rr	→	h	u	r	r
			y	w	o
			r	r	y

Listen and circle.

- 1 year hear
- 2 yellow hello
- 3 he we
- 4 hat wet
- 5 hen when
- 6 hot what
- 7 light right
- 8 glass grass
- 9 low row
- 10 loud round

Culture corner.

The Olympic symbol is five rings in five colours: blue, black, red, yellow and green.





Project 2

Our arts and crafts display

- 1 Your class will have an arts and crafts display. What do you want to do for it?



draw a picture



paint a picture



make a model house







- 2 What are your classmates going to draw, paint or make?
Ask them.

- S1: What are you going to do for our arts and crafts display?
S2: I'm going to draw/
paint/make ...



3 In groups, make a leaflet about the display.

This is our first arts and crafts display. There are ____ paintings, ____ drawings, _____ and _____ in the display. Here are some of them:




by Peter



by Jill



by Kitty



Welcome to
Class _____'s
arts and crafts
display!

We hope you
will **enjoy** our
arts and crafts
display!



7

Helping others



Today is Sunday. Sally and Peter are in the park. A boy is crying.

Sally: Hello. What's the matter? Can we help you?

Boy: I can't find my dog.

Peter: We can help you. What does your dog look like?

Boy: She's small and white. She has a pink bell around her neck.

Man: I saw her half an hour ago. She was near the gate.

Woman: I saw her two minutes ago. She was near the lake.

Peter: Let's go to the lake then.

Sally: We should also ask the gatekeeper. Peter, you go to the lake. I'm going to ask the gatekeeper.

Peter: OK. Let's meet here in 15 minutes.

Boy: Thank you for your help.



Sally and Peter cannot find the dog. They are writing a notice.
Complete the notice.

Lost dog



Her name is Snow. She is small.

She is _____ (colour).

She has _____ around her neck.

She was near _____ at half past ten.

She was near _____ at about eleven.

Did you see her?


My phone number is 1234567.



Look and learn



bell



neck


The bee and the ant

1



Many people liked the bee. They all praised her for her hard work.

2



The ant was not happy about this. She thought, "The bee works hard. She goes out early in the morning and comes home late in the evening. I also work hard all day, but people never praise me. Why?"

3



One day, the ant met the bee.

Ant: Hello, Miss Bee. Can I ask you a question?

Bee: Of course, Miss Ant. Please go ahead.

Ant: You and I both work very hard. People like you, but they don't like me. Why is that?

Bee: You work for yourself and your queen only, but my work also helps flowers and people.



Answer the questions.

- 1 What did people think of the bee?
- 2 Did the bee work hard?
- 3 Did the ant work hard?
- 4 Why was the ant not happy?
- 5 Why did people like the bee?



Ask and answer

How can you help others? Ask and answer the question with your classmates.

clean the table

pick up rubbish



help the blind cross the street

read the newspaper to old people

help tourists find their way

give my seat to old people



S1: How can you help others?

S2: I can ...

Listen and enjoy

If you want happiness for an hour,
take a nap.

If you want happiness for a day,
go fishing.

If you want happiness for a week,
go travelling.

If you want happiness for a lifetime,
help somebody.



Learn the sounds

kid	kitchen	together
dog	apple	afternoon
sad	summer	computer
chess	welcome	strawberry

Good afternoon, David!

Listen and say.


- camera
- cat
- sugar
- wonderful
- moon
- hamburger



Reading signs



Listen and say



Woman: Excuse me. Where's the underground station?

Mark: It's over there. Can you see that sign?

Woman: Yes. Thank you. I just came from Shanghai. The sign for the underground station there is red.

Mark: I see. There are different signs in different cities.

Woman: In the UK, the sign is a big red circle. You can see the word "UNDERGROUND" in the middle.

Mark: Are there any special signs in your country?

Woman: Yes. We have some animal signs. Sometimes the animals use the roads too. We must look out for them.

Mark: That's interesting.



Complete the diary for Mark.

Monday, 12th May



On my way home, I met a woman. We talked about _____.

The sign for the underground station in Shanghai is _____. The sign for the underground station in the UK is a _____. The word "_____" is in the middle.

She also told me about animal signs. These signs tell people to _____.



Look and learn



Look out for children.



Look out for animals.



No smoking.



No swimming.



Keep quiet.




Don't walk on the grass.



The path of stones

1



Jack and Jane lived by the forest. Their father often said to them, "Never go into the forest. You may get lost." One day, Jack said to Jane, "Let's go into the forest and have a look."

2

Jack and Jane went into the forest. They saw beautiful flowers and interesting insects. They were happy. After some time, they felt hungry and tired.




3



Jane looked around. She could not find her way. She said to Jack, "Jack, we're lost!" "Don't worry. Look at the stones on the ground. I dropped them on the way. We can follow them back home," said Jack.

4



Jack and Jane followed the stones back home. Their father was very happy to see them.



Who said these? Think and write.

a Jack

b Jane

c Jack and Jane's father

- () 1 Let's go into the forest.
- () 2 Never go into the forest.
- () 3 I dropped them on the way. We can follow them back home.
- () 4 Jack, we're lost!



	Yes	No
1 Can we eat here?	<input type="checkbox"/>	<input type="checkbox"/>
2 Should we keep quiet in the library?	<input type="checkbox"/>	<input type="checkbox"/>
3 Can we swim in the lake?	<input type="checkbox"/>	<input type="checkbox"/>
4 Can we walk on the grass?	<input type="checkbox"/>	<input type="checkbox"/>
5 Is there a toilet here?	<input type="checkbox"/>	<input type="checkbox"/>
6 Can we smoke here?	<input type="checkbox"/>	<input type="checkbox"/>
7 Can we drive fast here?	<input type="checkbox"/>	<input type="checkbox"/>



Think and write

What should we do or not do in the library? Complete the poster.

In the library

- We should _____.
- _____
- _____
- _____
- _____




Learn the sounds



● ● apple	● ● teacher	● ● lesson	● ● mother
● ● today	● ● about	● ● guitar	● ● machine
● ● ● beautiful	● ● ● elephant	● ● ● together	● ● ● exciting

● Listen and say.

- 1 before
- 2 Monday
- 3 father
- 4 animal
- 5 magazine
- 6 tomorrow



Reusing things



Listen and say



1



Alice: Mum, can I throw away these bottles and cans?

Mrs Wang: No. We should keep them.

Alice: Why, Mum?

Mrs Wang: Because we can reuse them.
Let me show you.

2



Mrs Wang: Look, Alice. We can clean this small can and put your rubbers and crayons in it.

Alice: That's a good idea!

Mrs Wang: We can put some flowers in this bottle.

Alice: Then it'll be a vase!

Mrs Wang: That's right. We can reuse other old things too. Do you have any ideas, Alice?

Alice: Yes. Look at this big can. I can put my pens, pencils and rulers in it. It's the right size! It'll be a nice pen holder.

Mrs Wang: Good idea, Alice!





Complete the notes.

Do not throw away bottles or cans.

We can reuse them in many ways.


- We can put _____ in _____.
- We can put _____ in _____.
- We can put _____ in _____.



Look and learn



can



envelope



pen holder



vase

The journey of a plastic bottle



I'm a plastic bottle. A week ago, I was full of water. Then a woman bought me at the supermarket and took me home.

The next morning, the woman drank the water and threw me into a rubbish bin.

A street cleaner found me. He put me into a truck. There were a lot of other bottles in the truck.

The truck took us to a factory. Some people cleaned us and put us into a big machine. We became small pieces. Finally, they made us into a piece of cloth. Look at your T-shirt. Does it look like a plastic bottle?



Complete the journey of the plastic bottle.

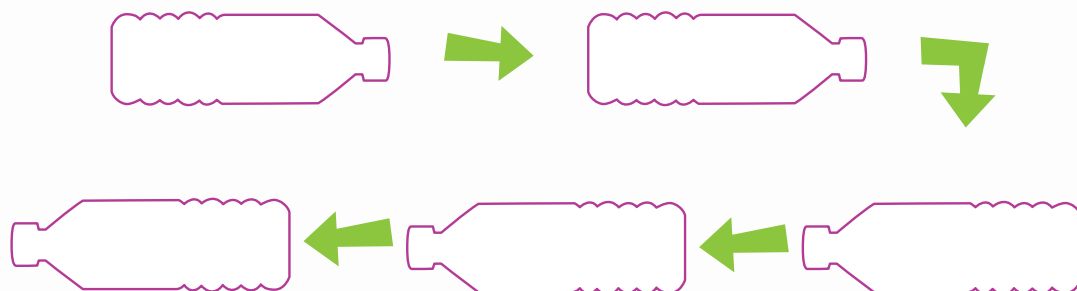
supermarket

factory

rubbish bin

truck

home





Think and write

How can you reuse paper?

- 1 Don't just use one side of the paper. We can _____



write on both sides

- 2 We can _____



stick ... together
put ... in

3



We can _____

reuse a gift/biscuit/... box
put ... in



Save some paper cups,
And find a little piece of string.
Use them to make toy phones,
And you can talk and sing!



When you find waste paper,
Don't throw it away.
Use it to make paper planes.
Then take them outside to play.



- Peter is my friend.
- In summer, it is hot.
- There is a bird in the tree.
- It's red and white.
- What did you see?
- When's your birthday?

● Listen and say.

- 1 It's an interesting film.
- 2 What's your name?
- 3 These animals are in danger.
- 4 How was your winter holiday?



Project 3

Better city, better life

1 To make our city a better place, what should we do?

At home

Keep our rooms clean.

At school

Put rubbish in the bin.

On the bus

Give our seats to old people.

2 How can we reuse these things? Think and write.



old clothes



newspapers



plastic bags

We can use old clothes to make a handbag.

3


Read the two posters below. Then make a poster in groups.

Better city, better life

We should always put
rubbish in the bin!



Better city, better life



We should give our seats
to old people!

Better city, better life

Better city, better life

10

Great storybooks




Listen and say



Do you remember the stories “The emperor’s new clothes” and “The ugly duckling”?

Andersen wrote the stories. He was a Danish writer. He wrote a lot of interesting fairy tales and stories. Children around the world enjoy reading his stories.



The stories “Snow White”, “Little Red Riding Hood” and “Cinderella” are from *Grimms’ Fairy Tales*.

The Grimm brothers were German writers. They collected a lot of stories. Both adults and children like their stories.

Aesop’s Fables is another great book. Most stories in this book are about animals. The animals in the stories can talk. Some well-known stories are “The fox and the grapes”, “The farmer and the snake” and “The wind and the sun”. We can usually learn something from these stories.





Where are the stories from? Match the stories with the books.

1 Aesop's Fables



2 Andersen's Fairy Tales



3 Grimms' Fairy Tales



a The ugly duckling

b The wind and the sun

c Little Red Riding Hood

d Snow White

e The emperor's new clothes


f Cinderella

g The fox and the grapes

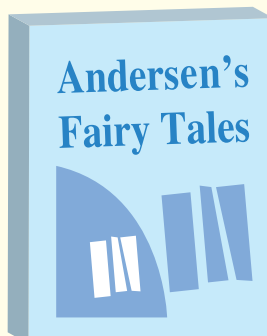
h The farmer and the snake



Look and learn



Aesop's Fables



Andersen's Fairy Tales




Grimms' Fairy Tales



The wind and the sun

from Aesop's Fables



"I," said Mr Wind,
 "Am stronger than you."
 "You're not," said Mr Sun.
 "I'm stronger than you."
 "All right," said Mr Wind,
 "See how hard I blow."
 "Oh, yes," said Mr Sun,
 "I can make the plants grow."



"That man," said Mr Wind,
 "I'll blow off his clothes."
 "Let's see," said Mr Sun.
 And behind a cloud he went.



"I'm cold," said the man,
"I'll put on my scarf."
"I told you," said Mr Sun.
And he began to laugh.




"Your turn," said Mr Wind.
"I had mine."
"OK," said Mr Sun.
Then he began to shine.



"I'm hot," said the man.
"I'll go swimming."
And he took off his clothes.

"See," said Mr Sun,
"I win, Mr Wind."



Answer the questions.

- 1 Which book is the story from?
- 2 Who is stronger, Mr Wind or Mr Sun?
- 3 What do you learn from this story?



Do a survey

What are your classmates' favourite stories? Do a survey and then give a report.

Story	Writer	What is it about?

What's your favourite story?

My favourite story is "The ugly duckling".

What is the story about?

It's about an ugly duckling. He becomes a beautiful swan.

Who wrote this story?

Andersen.



Joe's favourite story is "The ugly duckling". It's about an ugly duckling. The duckling becomes a beautiful swan. Andersen wrote the story.



Think and write

What stories did you read? Write about a story you like.

Draw or stick a picture.



Story:

Writer: _____

The story is about _____

_____.



Learn the sounds



- Do you like skating? Yes, I do.
- Do you like dancing? No, I don't.
- What animals do you like? I like tigers.
- When's Children's Day? It's on 1st June.

 Listen and say.

- 1 Are these pens yours? Yes, they are.
- 2 Did you play basketball yesterday? No, I didn't.
- 3 Where do you live? I live on May Street.

11

Western festivals



Listen and say




1



Christmas is on 25th December. It is an important festival in many Western countries. People usually give presents to each other at Christmas. They also like to decorate a tree and put it up in their homes. On Christmas Eve, children wait for presents from Father Christmas.

2

Thanksgiving is on the fourth Thursday in November. It is a special holiday in the US. People often travel far to be with their families for Thanksgiving Day. They usually eat turkey at the Thanksgiving meal. They also talk about their favourite moments of the last year.






Ask and answer the questions in pairs.

S1: When's Christmas ?
Thanksgiving

S2: It's on ...

S1: What do people usually do at this festival?

S2: People usually ...



Look and learn



Christmas



Thanksgiving

Rudolf's big, red nose

1

Your nose is funny, Rudolf. Ha! Ha!



Rudolf had a big, red nose. He did not like it because his friends laughed at him.

2



Let's go!

It was Christmas Eve. Father Christmas was on his way to give presents to children. Rudolf and his friends helped Father Christmas.

3

Oh, no! Where am I? Help!



The weather was bad. Father Christmas could not find his way.

4



Rudolf, is that you?
Your nose is so bright!

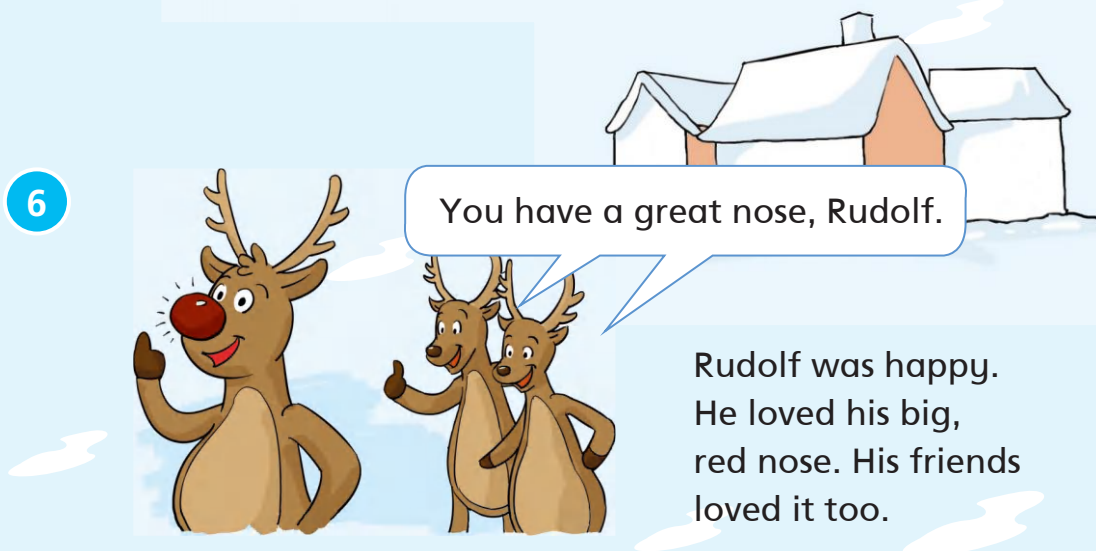
Rudolf's nose was bright. Father Christmas could see his way.

5



Rudolf took Father Christmas to the children.

6



Write T (true) or F (false).

- 1 Rudolf had a big, red nose. _____
- 2 Father Christmas gave presents to children on Christmas Eve. _____
- 3 Rudolf's nose was bright in bad weather. _____
- 4 Rudolf still did not like his nose. _____



Dashing through the snow
In a one-horse open sleigh,
Over the fields we go,
Laughing all the way.
Bells on bobtail ring,
Making spirits bright,
What fun it is to ride and sing
A sleighing song tonight.

Jingle bells, jingle bells,
Jingle all the way.
Oh, what fun it is to ride
In a one-horse open sleigh.
Jingle bells, jingle bells,
Jingle all the way.
Oh, what fun it is to ride
In a one-horse open sleigh.





Think and write

Draw or stick a picture of a festival and write about it.

Draw or stick a picture.



Festival: _____

Date: _____

Activities: _____



Learn the sounds



afraid of

last time

talk about it


a lot of

turn off

bread and milk

pick up

want to

 Listen and say.

- 1 Let's see.
- 2 Good afternoon.
- 3 Taste it.
- 4 Colour it.
- 5 Cut it out.
- 6 What about you?

The five peas

1



Five peas lived together in a pod. "Will we live here forever?" asked one pea.


"No. We'll grow bigger and stronger. Then one day, we'll leave this pod and see the world," answered another pea.

2




The peas grew bigger and bigger. One day, a boy picked the pod. "We'll soon see the world!" said the peas. They were very excited.

3



The boy took the peas out of the pod. "You'll make good bullets," he said.



"I'll see the world," said the first pea.

"I'll fly to the sun," said the second pea.

The third and the fourth peas were lazy. "We're happy anywhere. We only want to sleep," they said.

The fifth pea said, "I'll do something useful."



One by one, the peas flew into the sky.

6



The first pea fell on a roof, and a bird ate it. The second pea fell into some water. The third and fourth peas fell into a yard, and two chickens ate them. The fifth pea hit a window and fell on the ground. Soon it grew into a plant with some green leaves.



A girl was ill. She looked out of her window and saw the plant. "The pea is growing bigger and taller. It must be strong. I'll try to do the same," she said. A few weeks later, the girl got well. Her mother said, "Thank you, little pea."



Project 4

Festivals

1 Write the names of the festivals under each month.

January	February	March	April
May	June	July	August
September	October	November	December







- 2 What do people do at these festivals? Work in pairs and complete the table.

S1: What do people do at ...?

S2: They ...

Mid-Autumn Festival	Thanksgiving	Spring Festival	Christmas
watch the moon eat mooncakes			

- 3 Find out what festivals your classmates like best and why. Then report to the class.

S1: What's your favourite Chinese/Western festival? Why?

S2: My favourite Chinese/Western festival is ... because ...

Festival	Number	Why?
Mid-Autumn Festival		
Spring Festival		
Christmas		

In my class, ... students like ...
because ...
... students like ... because ...



Word list 1 (by unit)

Unit 1

weigh 有……重；重

kilogram 千克；公斤（缩略形式 kg）

centimetre 厘米（缩略形式 cm）

taller 更高的

fan（足球、电影等）迷；爱好者

fantastic 极好的

themselves

他们自己；她们自己；它们自己

theatre 剧院

go fishing 去钓鱼

enjoy oneself 玩得愉快；得到乐趣

get ... in 收割

Unit 2

life 生活

writer 作家

photographer 摄影师

film 胶卷

digital 数码的

street cleaner 环卫工人

sweep 扫地

broom 扫帚

drive 驾驶

street sweeper 扫地车

wife 妻子

poor 贫穷的；差的；次的

fairy 仙子；小精灵

wish 愿望；祝愿

by hand 用手

right away 立即；马上

in a short time 很快

Unit 3

carry 背；提；拿

online 在线地；在线的

head teacher 校长

PS 附言（用于信末）

mountain 山；山脉

even 甚至

space 太空

dinosaur 恐龙

a piece of 一张；一片

have a picnic 去野餐

better and better 越来越好

Unit 4

oil 油

oil painting 油画

powerful 强有力的；力量大的

ink 墨水；墨汁

Chinese ink painting 中国水墨画

brush 画笔；刷子；刷

paints 绘画颜料

artist 艺术家；（尤指）画家

unhappy 不高兴的

carefully 仔细地

on the left 在左边

注：粗体词要求学生听、说、读、写。

on the right 在右边
all the time 一直; 始终

Unit 5

craft 手工艺; 工艺
crown 王冠; 皇冠
scissors 剪刀
tape 胶带
glue 胶水
saw 锯
craftsman
工匠; 手艺人 (复数 craftsmen)
tool 工具
easily 容易地
himself 他自己
still 仍然
model house 房子模型
a long time ago 很久以前
at work 忙着 (做事情)
say to oneself 自言自语

Unit 6

long race 长跑
short race 短跑
win 获胜; 赢
long jump 跳远
high jump 跳高
swimsuit (尤指女式的) 游泳衣
swimming cap 游泳帽
swimming pool 游泳池
warm-up 准备活动; 热身练习
fit 健壮的
swimming goggles 游泳镜

Unit 7

bell 铃铛
neck 脖子
ago 以前
gatekeeper 门卫
praise 赞扬; 称赞
praise ... for ... 因……而表扬……

Unit 8

sign 标识
middle 中间; 中部; 中心
special 特别的
path 小路; 小径
may 可能; 可以
lost 迷路的; 迷失的
worry 担心
follow 跟随; 跟着
in the middle 在中间
look out 小心; 当心
no smoking 禁止吸烟
no swimming 禁止游泳
get lost 迷路
some time 一段时间
on the way 在路上

Unit 9

reuse 重新利用
can 金属罐
rubber 橡皮
vase 花瓶
pen holder 笔筒
envelope 信封
plastic 塑料制的; 塑料的

rubbish bin 垃圾桶

truck 卡车

piece 碎片；碎块

cloth 布；布料

throw away 扔掉

Unit 10

fairy tale 童话（故事）

adult 成年人

well-known 众所周知的；著名的

stronger 更强大的

than 比

scarf 围巾（复数 scarves 或 scarfs）

blow off 吹掉

take off 脱掉

Unit 11

Western 西方的

turkey 火鸡

moment 时光；时刻

decorate 装饰；布置

bright 明亮的；鲜艳的

laugh at 嘲笑

Unit 12

pea 豌豆

pod 豆荚

forever 永远

bigger 更大的

excited 兴奋的

bullet 子弹

lazy 懒惰的

roof 屋顶

yard 院子

hit 碰撞；撞击

see the world 见世面

one by one 一个接一个地

look out of 往外看

Word list 2 (in alphabetical order)

A

a long time ago 很久以前	U5
a piece of 一张；一片	U3
adult 成年人	U10
ago 以前	U7
all the time 一直；始终	U4
artist 艺术家；（尤指）画家	U4
at work 忙着（做事情）	U5

B

bell 铃铛	U7
better and better 越来越好	U3
bigger 更大的	U12
blow off 吹掉	U10
bright 明亮的；鲜艳的	U11
broom 扫帚	U2
brush 画笔；刷子；刷	U4
bullet 子弹	U12
by hand 用手	U2

C

can 金属罐	U9
carefully 仔细地	U4
carry 背；提；拿	U3
centimetre 厘米（缩略形式cm）	U1
Chinese ink painting 中国水墨画	U4
cloth 布；布料	U9
craft 手艺；工艺	U5
craftsman 工匠；手艺人（复数craftsmen）	U5
crown 王冠；皇冠	U5

D

decorate 装饰；布置	U11
digital 数码的	U2
dinosaur 恐龙	U3
drive 驾驶	U2

E

easily 容易地	U5
enjoy oneself 玩得愉快；得到乐趣	U1
envelope 信封	U9
even 甚至	U3
excited 兴奋的	U12

F

fairy 仙子；小精灵	U2
fairy tale 童话（故事）	U10
fan（足球、电影等）迷；爱好者	U1
fantastic 极好的	U1
film 胶卷	U2
fit 健壮的	U6
follow 跟随；跟着	U8
forever 永远	U12

G

gatekeeper 门卫	U7
get ... in 收割	U1
get lost 迷路	U8
glue 胶水	U5
go fishing 去钓鱼	U1

H			no smoking 禁止吸烟	U8
have a picnic 去野餐	U3		no swimming 禁止游泳	U8
head teacher 校长	U3		O	
high jump 跳高	U6		oil 油	U4
himself 他自己	U5		oil painting 油画	U4
hit 碰撞; 撞击	U12		on the left 在左边	U4
I			on the right 在右边	U4
in a short time 很快	U2		on the way 在路上	U8
in the middle 在中间	U8		one by one 一个接一个地	U12
ink 墨水; 墨汁	U4		online 在线地; 在线的	U3
K			P	
kilogram			paints 绘画颜料	U4
千克; 公斤 (缩略形式 kg)	U1		path 小路; 小径	U8
L			pea 豌豆	U12
laugh at 嘲笑	U11		pen holder 笔筒	U9
lazy 懒惰的	U12		photographer 摄影师	U2
life 生活	U2		piece 碎片; 碎块	U9
long jump 跳远	U6		plastic 塑料制的; 塑料的	U9
long race 长跑	U6		pod 豆荚	U12
look out 小心; 当心	U8		poor 贫穷的; 差的; 次的	U2
look out of 往外看	U12		powerful 强有力的; 力量大的	U4
lost 迷路的; 迷失的	U8		praise 赞扬; 称赞	U7
M			praise ... for ... 因……而表扬……	U7
may 可能; 可以	U8		PS 附言 (用于信末)	U3
middle 中间; 中部; 中心	U8		R	
model house 房子模型	U5		reuse 重新利用	U9
moment 时光; 时刻	U11		right away 立即; 马上	U2
mountain 山; 山脉	U3		roof 屋顶	U12
N			rubber 橡皮	U9
neck 脖子	U7		rubbish bin 垃圾桶	U9

S

saw 锯	U5
say to oneself 自言自语	U5
scarf 围巾 (复数 scarves 或 scarfs)	U10
scissors 剪刀	U5
see the world 见世面	U12
short race 短跑	U6
sign 标识	U8
some time 一段时间	U8
space 太空	U3
special 特别的	U8
still 仍然	U5
street cleaner 环卫工人	U2
street sweeper 扫地车	U2
stronger 更强大的	U10
sweep 扫地	U2
swimming cap 游泳帽	U6
swimming goggles 游泳镜	U6
swimming pool 游泳池	U6
swimsuit (尤指女式的) 游泳衣	U6

T

take off 脱掉	U10
taller 更高的	U1
tape 胶带	U5

than 比 U10

theatre 剧院 U1

themselves
他们自己; 她们自己; 它们自己 U1

throw away 扔掉 U9

tool 工具 U5

truck 卡车 U9

turkey 火鸡 U11

U

unhappy 不高兴的 U4

V

vase 花瓶 U9

W

warm-up 准备活动; 热身练习 U6

weigh 有……重; 重 U1

well-known 众所周知的; 著名的 U10

Western 西方的 U11

wife 妻子 U2

win 获胜; 赢 U6

wish 愿望; 祝愿 U2

worry 担心 U8

writer 作家 U2

Y

yard 院子 U12

Daily expressions

That's fantastic! 妙极了!	U1	Please go ahead. 请说吧。	U7
That's easy! 那容易!	U4	I see. 我知道了。	U8
Look carefully! 仔细看!	U4	It's the right size! 它大小正合适!	U9
I hope so. 我希望如此。	U4	Let's see. 我们等着瞧吧。	U10
Who is it for? 它是给谁的?	U5	Your turn. 轮到你了。	U10
That's good. 那不错。	U5	Is that you? 是你吗?	U11
Enjoy your swimming lessons! 游泳课上玩得愉快!	U6		
Of course. 当然可以。	U7		

Proper nouns

Africa 非洲	p. 7	<i>Grimms' Fairy Tales</i> 《格林童话》	p. 62
Asia 亚洲	p. 7	the Grimm brothers 格林兄弟 (德国作家)	p. 62
Europe 欧洲	p. 7	German 德国的	p. 62
North America 北美洲	p. 7	<i>Aesop's Fables</i> 《伊索寓言》	p. 62
South America 南美洲	p. 7	The farmer and the snake 《农夫与蛇》	p. 62
Fred 弗雷德 (男名)	p. 10	<i>Andersen's Fairy Tales</i> 《安徒生童话》	p. 63
Doris 多丽丝 (女名)	p. 10	Christmas Eve 平安夜	p. 68
Vincent van Gogh 文森特·梵高	p. 26	Thanksgiving 感恩节	p. 68
Leonardo da Vinci 莱昂纳多·达·芬奇	p. 27	Rudolf 鲁道夫	p. 70
Jack 杰克 (男名)	p. 50	The five peas 《五颗豌豆》	p. 74
Andersen 安徒生	p. 62		
Danish 丹麦的	p. 62		
Little Red Riding Hood 《小红帽》	p. 62		
Cinderella 《灰姑娘》	p. 62		

Irregular verbs

be (am, is, are)	was, were	learn	learnt, learned
become	became	let	let
begin	began	make	made
blow	blew	meet	met
bring	brought	put	put
build	built	read	read
burn	burnt, burned	ride	rode
buy	bought	rise	rose
can	could	run	ran
catch	caught	say	said
come	came	see	saw
cut	cut	send	sent
dig	dug	shine	shone
do	did	sing	sang
draw	drew	sit	sat
drink	drank	sleep	slept
drive	drove	smell	smelt
eat	ate	spend	spent
fall	fell	stand	stood
feel	felt	stick	stuck
find	found	sweep	swept
fly	flew	swim	swam
get	got	take	took
give	gave	teach	taught
go	went	tell	told
grow	grew	think	thought
have	had	throw	threw
hear	heard	wear	wore
hit	hit	will	would
hurt	hurt	win	won
keep	kept	write	wrote
know	knew		



Grammar review table

1 Pronouns

I	we	they	you	he	she	it
me	us	them	you	him	her	it
my	our	their	your	his	her	its
mine	ours	theirs	yours	his	hers	

2 Countable nouns

a pear	an apple	an orange
pears	apples	oranges



a box	a potato	a match	a bus
boxes	potatoes	matches	buses

a leaf	a baby	a library
leaves	babies	libraries



a man	a woman	a foot	a tooth
men	women	feet	teeth

a sheep	a fish	a child	a mouse
sheep	fish	children	mice



3 Uncountable nouns

a little	bread
some	chicken
a lot of	juice
	water

a glass of	milk
	juice
	water
a cup of	tea

4 Prepositions

in	the morning
	the afternoon
	the evening
at	4 p.m.
	noon
	night
on	Monday
	1st May

in	the box
on	the wall
under	the desk
behind	the door
beside	my home
near	our school

5 be (am, is, are)

I	am	a teacher	.
		tall	

He		cute	
She	is	nice	.
It		my friend	

You		students	
We	are	hungry	.
They			

Am	I	right	
Are	you		
	we	thirsty	
	they	happy	?
Is	she	tall	
	he		
	it		

6 *have, like*

I/We/They/You	have	some biscuits	.
He/She/It	has		

Do	they/you	have	any cousins	?
Does	he/she			

I/We/They/You	like	playing football	.
He/She	likes		

Do	you/they	like	playing football	?
Does	he/she			

7 *do, does, go, goes ...*

The sun	rises	in the morning	.
	goes down	in the evening	



I/We/They/You	often	play football	at the weekend	.
		go shopping		
He/She		plays football		
		goes shopping		

Do	they/you	play football	at the weekend	?
Does	he/she	see a film		

8 *Wh-questions*

What	is	it/this/that		?
	are	they/these/those		
	does	he/she	do	
	do	we/they/you	have	

What colour	is	your ball		?
What time		it		
What lessons	do	we	have	

Where	is	it	?
	are	they	

When	is	your birthday	?
------	----	---------------	---



Who	is	he/she	?
	are	they	

Whose	guitar	is	it	?
	books	are	these	

Which	cap	do you like	,	the red one	or	the blue one	?
-------	-----	-------------	---	-------------	----	--------------	---

Why	do	you	like	it	?
-----	----	-----	------	----	---

How	is	the grape		?
		the weather		
	are	you		
	do	you	come to school	
	does	it	feel	



How many	boys	are there	?
	books		

How much	is	it	?
	are	they	
	do	you weigh	

How tall	are	you	?
----------	-----	-----	---

How long | does | it | take | to get to Sanya from Beijing | ?

9 *There be*

There	is/was	a garden	in our school	.
	are/were	many trees		

Is/Was	there	a park	near your home	?
Are/Were		any shops		

10 *be doing*

I	am	making a model plane	.
He/She	is		
We/They/You	are		

Is	he/she	making a model plane	?
Are	you		

What	is	he/she	doing	?
	are	you/they		

11 *was, were, did, went ...*

I/He/She/It	was	five	.
We/They/You	were	young	

I/We/They/You/	visited the museum	this summer holiday	.
He/She	went to Beijing		

Did	you/they/he/she	see them have breakfast	this morning	?
-----	-----------------	----------------------------	--------------	---

How	was	your summer holiday	?
-----	-----	---------------------	---

What	did	you/they/he/she	do	last weekend	?
------	-----	-----------------	----	--------------	---

12 *will, be going to*

I/We/They/You/ He/She	will	be	tall	.
		live	in Beijing	

I/We/They/You/ He/She	won't	be	short	.
		wear	glasses	

Will	I/we/they/you/ he/she	be	tall	?
		work	in Shanghai	

I	am	going to buy some food	.
He/She	is		
We/They/You	are		

What	is	he/she	going to do	this weekend	?
	are	we/they/you			

13 *can, must, should*

I/We/They/You/ He/She	can	swim	.
	must	be careful	
	should	take some medicine	

I/We/They/You/ He/She	can't	swim
	mustn't	smoke
	shouldn't	eat too much sweet food

Can they/you/he/she swim ?

What can they/you/he/she do ?

14 Numbers

1	one	20	twenty
2	two	21	twenty-one
3	three	22	twenty-two
4	four	23	twenty-three
5	five	24	twenty-four
6	six	25	twenty-five
7	seven	26	twenty-six
8	eight	27	twenty-seven
9	nine	28	twenty-eight
10	ten	29	twenty-nine
11	eleven	30	thirty
12	twelve	40	forty
13	thirteen	50	fifty
14	fourteen	60	sixty
15	fifteen	70	seventy
16	sixteen	80	eighty
17	seventeen	90	ninety
18	eighteen	100	a/one hundred
19	nineteen	1,000	a/one thousand

1st	first	20th	twentieth
2nd	second	21st	twenty-first
3rd	third	22nd	twenty-second
4th	fourth	23rd	twenty-third
5th	fifth	24th	twenty-fourth
6th	sixth	25th	twenty-fifth
7th	seventh	26th	twenty-sixth
8th	eighth	27th	twenty-seventh
9th	ninth	28th	twenty-eighth
10th	tenth	29th	twenty-ninth
11th	eleventh	30th	thirtieth
12th	twelfth	40th	fortieth
13th	thirteenth	50th	fiftieth
14th	fourteenth	60th	sixtieth
15th	fifteenth	70th	seventieth
16th	sixteenth	80th	eightieth
17th	seventeenth	90th	ninetieth
18th	eighteenth	100th	hundredth
19th	nineteenth	1,000th	thousandth

上海教育出版社

责任编辑：赵柳松 姚玉莹



绿色印刷产品



上海教育出版社