

上海教育出版社



义务教育教科书

英语

(三年级起点)

四年级 下册



上海教育出版社
上海教育出版社

上海教育出版社

义务教育教科书

英语

(三年级起点)

四年级 下册



上海教育出版社
上海教育出版社

上海教育出版社

主 编：张春柏 施嘉平

原 作 者：Ron Holt Sam Meekings

编 者：牛津大学出版社（中国）有限公司英语教材编写委员会

上海世纪出版股份有限公司外语教育图书分公司英语教材编写委员会

责任编辑：赵柳松 戴嘉子

© 上海市中小学（幼儿园）课程改革委员会和牛津大学出版社 2014

“Oxford”为牛津大学出版社的注册商标。

未经上海市中小学（幼儿园）课程改革委员会和牛津大学出版社（中国）有限公司书面许可，不得在任何地区以任何形式、任何媒介、任何文字翻印、仿制或转载本书的文字、图片或音频。

欢迎广大师生来电来函指出教材的差错和不足，提出宝贵意见。电话：021-64319241。电子邮箱：jcjy@seph.com.cn。通讯地址：上海市闵行区号景路159弄C座。邮政编码：201101。

声明 按照《中华人民共和国著作权法》第二十五条有关规定，我们已尽量寻找著作权人支付报酬。著作权人如有关于支付报酬事宜可及时与出版社联系。

鸣谢

在教材编写过程中，部分教师对此工作予以极大的帮助，特此感谢：

王红丽 史才春 孙 媛 余晓珍 雍 雯

义务教育教科书

英 语

四年级 下册

上海世纪出版股份有限公司 出版发行
上 海 教 育 出 版 社

（上海市闵行区号景路159弄C座 邮政编码：201101）

各地新华书店经销 上海景条印刷有限公司印刷

开本 787×1092 1/16 印张 4.75

2014年1月第1版 2025年1月第15次印刷

书号 ISBN 978-7-5444-5148-2/G·4125

定价：5.10 元（另配音频和练习册）

辽宁省物价局价格审查批准文号：辽价发[2018]30号

全国物价举报电话：12315

如发现内容质量问题，请与上海教育出版社联系，电话：021-64319241，

如有印、装质量问题，请向出版社调换，电话：021-64373213。

上海教育出版社




写在前面

经过一段时间的学习，同学们已经可以用英语介绍自己、家人、朋友和身边的事物了。从开始的生涩、缓慢到渐渐的自如、流畅，是不是觉得很有趣、很兴奋呢？

可是，你们一定也会有这样的感觉：新学的那点儿英语实在不能满足表达的需要。到了一个新地方，遇到一件好玩的事，想发一下感叹，却找不到合适的词语或句式。其实，这都是很正常的现象，因为你们心智的成长与英语学习的程度不成比例。不要着急，这是除了母语以外，学习任何一门语言都必然会碰到的问题。

新学年里，我们会采用各种方法，在话题、活动、词语、句式等方面为你们补充“给养”，让你们的英语学习紧跟生活和思想的步伐。一年以后，你们或许就能详细地描述自己、家人和朋友，谈论丰富多彩的校园生活和课余生活，抒发一下对大自然的赞美；或许能和外国朋友交流各种信息，比如天气、儿童节；或许还可以讲更多经典故事呢，比如《乌鸦喝水》和《丑小鸭》。

同学们，自信地朝着这些目标出发吧！






Contents




Module 1 Using my five senses

Unit	Key patterns	Key words	Sounds
1 Touch and feel (p. 2)	<ul style="list-style-type: none"> How does it feel? It's soft. 	touch, feel, soft, hard, thick, thin, young	ch (chick, chair)
2 Smell and taste (p. 6)	<ul style="list-style-type: none"> Is it strawberry juice or watermelon juice? 	smell, strawberry, or, watermelon, grape, wait, minute, get, those	sh (ship, shop)
3 Look and see (p. 10)	<ul style="list-style-type: none"> The sun rises in the morning. 	rise, noon, high, sky, evening, again, night, moon, him, stop	ph (photo) wh (whale)
Revision 1 (p. 14)			
Project 1 (p. 16)			





Module 2 My favourite things

Unit	Key patterns	Key words	Sounds
 Subjects (p. 18)	<ul style="list-style-type: none"> What lessons do we have today? We have ... 	subject, lesson, Chinese, Maths, English, Science, PE, Music, Art, from, break	ck (clock, rock)
 Sport (p. 22)	<ul style="list-style-type: none"> Does Alice like playing football? Yes, she does. 	sport, football, join, tell, about, basketball, volleyball, us	ll (small, tall, wall)
 Music (p. 26)	<ul style="list-style-type: none"> Whose guitar is it? It's Joe's guitar. 	wonderful, violin, guitar, whose, piano, city, bag, all	ss (classroom, glass)




Revision 2 (p. 30)

Project 2 (p. 32)






Module 3 My colourful life

Unit	Key patterns	Key words	Sounds
 My day (p. 34)	<ul style="list-style-type: none"> Kitty goes to school at a quarter to eight. 	o'clock, quarter, time, half, wash, dinner, start	ff (turn off , take off)
 Days of the week (p. 38)	<ul style="list-style-type: none"> Peter goes to the school library on Monday afternoon. 	Monday, with, Tuesday, Wednesday, Thursday, Friday, game, Saturday, Sunday, clock	cl (cl othes) pl (pl ant) gl (gl oves)
 A friend in Australia (p. 42)	<ul style="list-style-type: none"> How's the weather in December? It's sunny and hot. 	China, talk, May, June, January, February, March, April, July, August, September, October, November, December, email, wear	bl (bl ue) fl (fl ower) sl (sl owly)

Revision 3 (p. 46)

Project 3 (p. 48)





Module 4 Things we enjoy

Unit	Key patterns	Key words	Sounds
10 My garden (p. 50)		garden, plant, leaf, them, grow	
11 Children's Day (p. 54)		song, zoo, cinema, museum, also	
12 The ugly duckling (p. 58)		ugly, duck, river, baby, back, into	



Project 4 (p. 62)

Word list 1 (p. 64)

Word list 2 (p. 67)

Daily expressions (p. 70)

Proper nouns (p. 70)

1

Touch and feel



Listen and say



How does it feel?
It's soft.

1

Touch this, Alice.
How does it feel?

What is it?

It's soft.

No, it isn't. It's a toy bear.

Is it a toy dog?

2

Touch this, Alice.
How does it feel?

What is it?

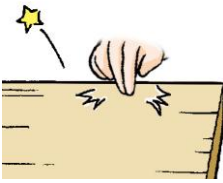
It's hard.

Yes, it is. Well done, Alice!

Is it an apple?



Look and learn



hard



thick



soft



thin



Ask and answer



S1: Touch the window . How does it feel?

S2: It's ...




Enjoy a story




The blind men and the elephant

1



It is a hot day. Four men are under a tree. They are blind. They cannot see.

2



The four men hear a noise.

3

How does it feel, young men?

No. It's soft.

The elephant is hard.


It's thin.

No. It's thick.

The four men touch the elephant.



Listen and enjoy



Some drinks are hot,
Some drinks are cold.
Some toys are soft,
Some toys are hard.
I like eating and drinking
And playing in my yard.



Learn the sounds



ch



chick



chair

Charlie has a chick.
Charlie has a chair.
Charlie and his chick
Are sitting on the chair.



2

Smell and taste




Listen and say



Is it strawberry juice or watermelon juice?

1

Look, Joe. I have some juice here.



2

What's this, Joe?



Is it orange juice?

Yes, it is.

3

Smell this. Is it strawberry juice or watermelon juice?

Is it strawberry juice?



4

Taste it.

It's sweet and sour.
It's strawberry juice!



You're right.



Look and learn



grape



strawberry



watermelon



Play a game




S1: Close your eyes. Smell this. Is it ... or ...?

S2: Is it ...?

S1: Now taste it. How does it taste?

S2: It's **sweet** . It's ...
sour






Enjoy a story



The fox and the grapes

1


Oh, grapes! They're round and purple. What nice grapes!



The fox is hungry and thirsty. He can see some grapes.

2

It's yummy!



Wait a minute, Bird! You can't eat the grapes!

The fox cannot get the grapes.

3

I like grapes. These grapes are very sweet.



The fox cannot eat the grapes. He is sad.

4




Those grapes are sour. They're not sweet.



Draw and write



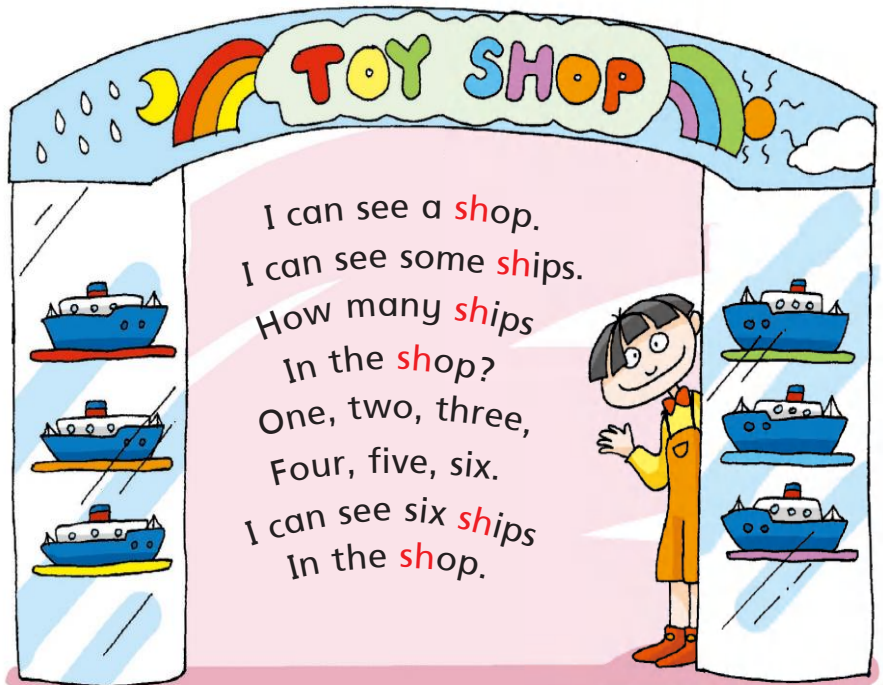

This is orange juice.
It is sweet and sour.
I like orange juice.



This is/These are _____.
It is/They are _____.
I _____.



Learn the sounds



3

Look and see

The sun rises in the morning.



Listen and say



1

The sun rises in the morning.
The shadow is long.



2

At noon, the sun is high in the sky. The shadow is short.




3

The sun goes down in the evening. Look at the shadow. It is long again.



4

At night, the moon is high in the sky.





Look and learn



evening



night



moon



Sing a song



Twinkle, twinkle, little star,
How I wonder what you are! ✨
Up above the world so high,
Like a diamond in the sky.
Twinkle, twinkle, little star,
How I wonder what you are!






Enjoy a story



Henry's new friend



Henry the dog takes a walk in the morning.




He sees a black shape behind him.



Henry is afraid.



Henry runs. The black shape runs too.



Henry stops. The black shape stops too.



Henry likes his new friend.



Make and say




Draw.



Cut.



Stick.



in the morning



at noon



in the evening


Make shadows.

The sun rises in the morning. Look at the tree. Its shadow is long.


...



Learn the sounds



photo



whale


What can you see

In the photo?

I can see Philip.

I can see Philip's toy whale

And its white tail.





Revision 1



Let's revise (I)

How	does	it	feel	?
			taste	

It's	hot	.
	soft	
	thin	
	sweet	
	sour	

Is	it	a strawberry	or	a grape	?
		sweet		sour	

It's	a grape	.
	sour	




Play a game

1



toy bear/toy dog

2



apple/pear

3



biscuit/ice cream

4



juice/water

5



book/card

6



dress/T-shirt

S1: Is it a toy bear or a toy dog?

S2: It's a toy bear.

S1: How does it feel?

S2: It's soft.



Let's revise (II)

The sun	rises	in the morning	.
	goes down	in the evening	
The moon	is	(high) in the sky	




rises = rise + s
goes = go + es




Read and write

1




The sun _____ in the morning.

2



At noon, the sun _____ high in the sky.

3



The sun _____ in the evening.

4



At night, the moon _____ high in the sky.



Think and circle

My work in Module 1

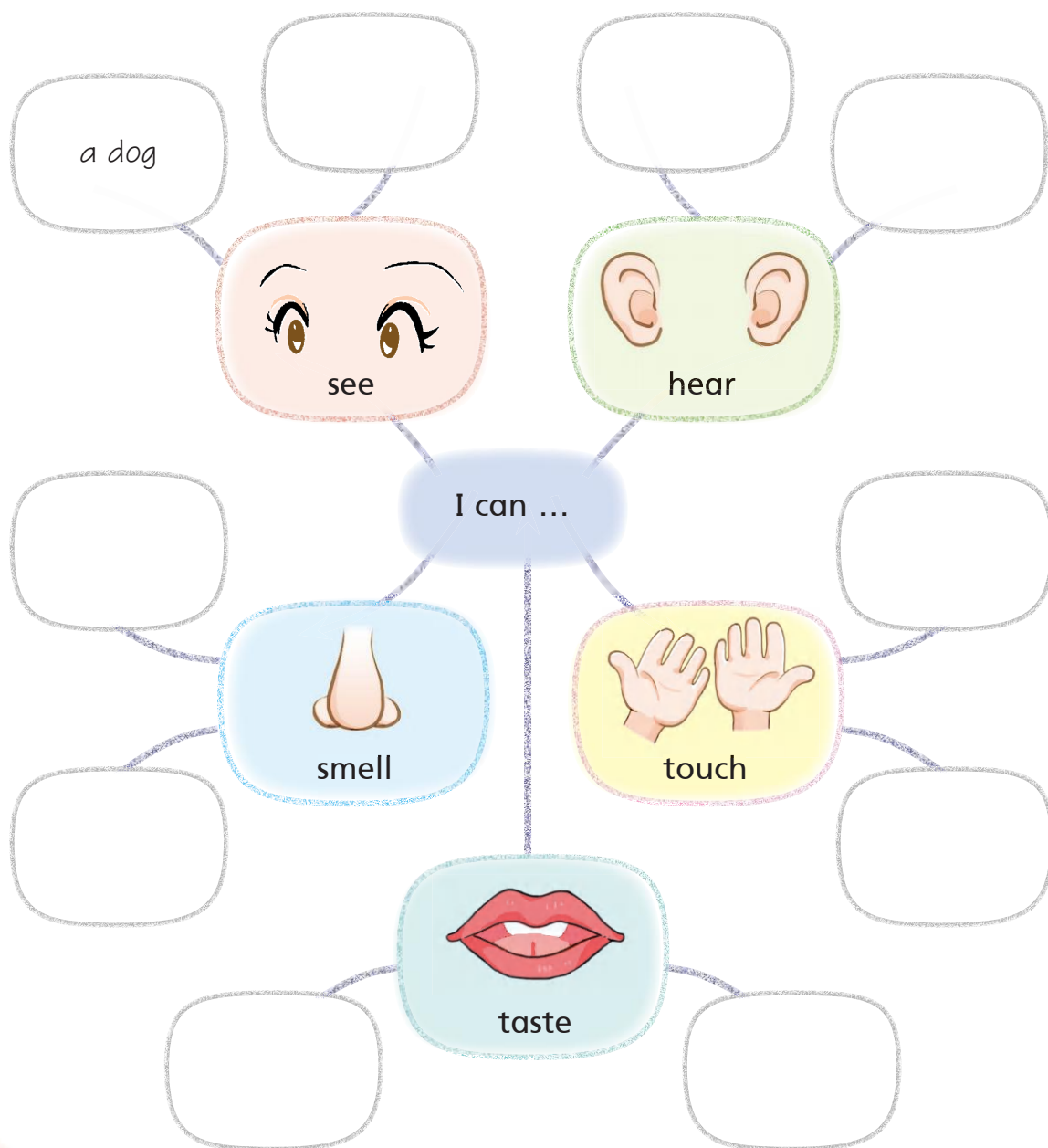




Project 1

My five senses

1 What can you do with your five senses? Make some notes.



2

Now draw and write about your senses.



3

Report to your classmates.



4

Subjects

What lessons do we have today?
We have ...

- 1 Chinese
- 2 Maths
- 3 English
- 4 Science
- 5 PE
- 6 Music



Peter: What lessons do we have today?

Joe: We have Chinese, Maths, English and Science in the morning.

Alice: We have PE and Music in the afternoon.

Peter: I like Chinese and Maths. What subjects do you like?

Joe: I like Maths and Science.

Peter: What about you, Alice?


Alice: I like PE and Art.

- 1 Chinese
- 2 Maths
- 3 English
- 4 Science
- 5 PE
- 6 Music

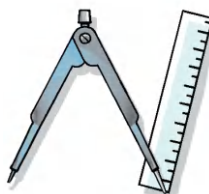




Chinese



English



Maths



Art



Music



Science



PE



S1: What subjects do you like?

S2: I like ...

We like ...

Chinese ____

English ____

PE ____

Music ____

Science ____

Art ____

Maths ____




There are ... students in our group.
... students like Chinese .



This is our timetable for today. We have six lessons.
 In the morning, we have English, Chinese, Maths and Music. I like Chinese and Maths.
 From 11:20 a.m. to 1 p.m., we have a lunch break.
 In the afternoon, we have Art and PE. Art is fun!
 I like painting.

Time	Subject
8:00–8:40 a.m.	English
8:50–9:30 a.m.	Chinese
9:50–10:30 a.m.	Maths
10:40–11:20 a.m.	Music
1:00–1:40 p.m.	Art
1:50–2:30 p.m.	PE





Think and write

My lessons for today


In the morning, we have _____, _____,
_____ and _____.

In the afternoon, we have _____ and _____.

I like _____.



Learn the sounds



Jack is sitting on a rock.

His clock goes tick-tock.

"It's six o'clock! It's six o'clock!"
says the chick in the clock.



5

Sport

Does Alice like playing football?
Yes, she does.



Listen and say



1




Joe: Look, Peter. There's a new football club in our school.

Peter: I like playing football.

Joe: I like playing football too. Let's join the club.

Peter: That's a good idea!

2



Joe: Let's tell Alice about the football club.

Peter: Does Alice like playing football?

Joe: Yes, she does.


Peter: Great! We can join the club together.



play basketball



play football



play volleyball




volleyball		✓		✓	✓
basketball			✓	✓	✓
table tennis	✓			✓	
football		✓	✓		✓

S1: Does ... like playing ...?

S2: Yes, he/she does.
No, he/she doesn't.

S1: Does he/she like ...?

S2: Yes, he/she does.
No, he/she doesn't.





Peter and Joe meet Alice in the classroom.

Peter & Joe: Hello, Alice.

Alice: Hello, Peter. Hi, Joe.

Joe: There's a new football club in our school. Peter and I want to join the club. Would you like to come with us?

Alice: Sure. I like playing football!

Peter: How about Kitty? Does she like playing football?

Alice: No, she doesn't.

Joe: What does she like doing?

Alice: She likes playing table tennis.

Peter: There's a table tennis club in our school too. She can join that club.



Think and write



I like playing _____.

My friend _____ (name) likes

_____.

_____.



Learn the sounds




||



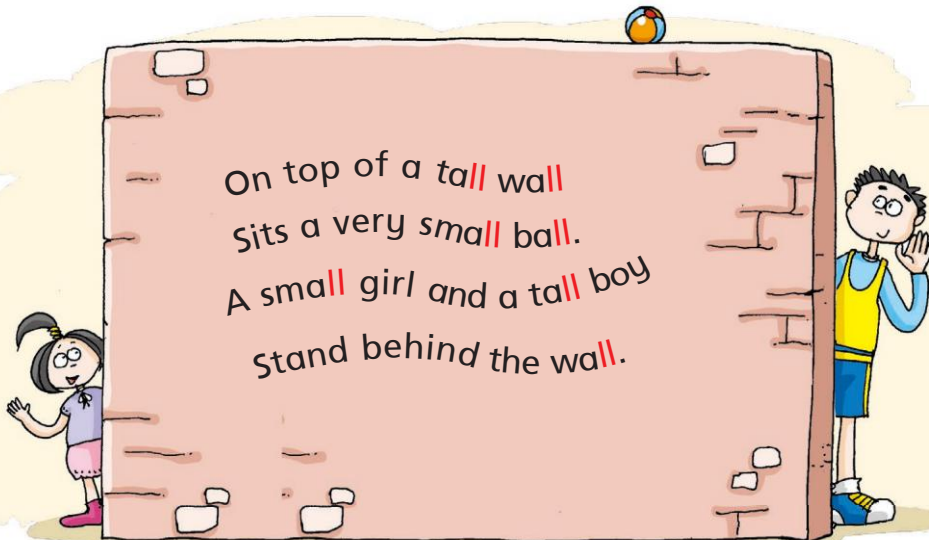
small



tall



wall



6

Music



Listen and say



Whose guitar is it?
It's Joe's guitar.



1

I like music. It's wonderful.
Do you like music, Jill?



Yes, I do.

2

I can play the violin.
Can you play the violin?



No, I can't.

What can you play?

I can play the guitar.

3

Is that your guitar?



No, it isn't. My guitar
is at home.

4

Whose guitar is it?



It's Joe's guitar.
Look at the name.

 Look and learn 



guitar




piano



violin

 Ask and answer



S1: Whose guitar is it?

S2: It's ...



Enjoy a story 

Magic music

1



There are many mice in the city.

2

I can help you. Give me a bag of gold!



Sure!

One day, a man comes.

3



The man plays magic music. All the mice walk behind him.

4

Please give me the gold.



No.

There are no mice in the city now.

5



The man plays magic music again. All the children walk behind him.

6




The people give the man his gold. The children come home.

Sing a song

I am the music man
And I can play.
What can you play?
The piano!
Ding-ding! Ding-ding!
The triangle!
Ting-ting! Ting-ting!
The violin!
Zing-zing! Zing-zing!
The drum!
Boom-boom!
Boom-boom!



Learn the sounds



Where's Miss Tong?
Can you see?
She's in the classroom
cleaning the glass with Tess.





Revision 2



Let's revise (I)

What	lessons	do	we	have	?
	subjects		you	like	

We	have	Art	and	PE	.
I	like	English Science		Chinese Music	



doesn't = does not

Does	Joe	like	English	?
	Kitty		playing football	

Yes	,	he	does	.
No		she	doesn't	



Write and say

Our timetable for today

1

2

S1: What lessons do we have today?

S2: We have ...

S1: What subjects do you like?

S2: I like ...

S1: Does ... like ...?

S2: ...



Let's revise (II)

Whose	guitar violin	is	it	?
-------	------------------	----	----	---

It's	Joe's Kitty's	guitar violin	.
------	------------------	------------------	---



Play a game

Alice Jill Joe Kitty Peter

S1: Whose **guitar** is it?

S2: It's **Joe's guitar** .



Think and circle

My work in Module 2





Project 2

Family Sports Day

1 What sport do you and your family like? Think and write.

I like _____.

My mother likes _____.

My father likes _____.

My _____.



2 Do a survey.

S1: Do you like ...?

S2: Yes, I do.
No, I don't.

S1: Does ... like ...?

S2: Yes, he/she does.
No, he/she doesn't.



Name	Sport			

- 3 Tell the class about your survey.



In our group, one student likes ...
mother

...

... students like ...
mothers

...

- 4 Make a poster for the Family Sports Day. Draw and write.

_____ Primary School


Family Sports Day

Activities:

- ☐ _____
- ☐ _____
- ☐ _____

Come and join us!

- 5 Put up your posters. Ask and answer.



S1: Whose poster is it?

S2: It's ...

7

My day




Listen and say



Kitty goes to school at a quarter to eight.

1



Kitty gets up at seven o'clock.

2



Kitty brushes her teeth at a quarter past seven.

3

What time is it, Mum?



It's half past seven.

Kitty and her mother have breakfast together.

4



Kitty goes to school at a quarter to eight.



Look and learn



get up



brush my teeth



wash my face



have breakfast




have lunch



have dinner



Ask and answer



S1: What time do you get up ?

S2: I ... at ...




Enjoy a story



Min and Mog

1



Min and Mog get up at seven o'clock in the evening.

2




They have dinner at half past seven.

3



At eight o'clock, they start to work. They catch a lot of mice.

4



Min and Mog go to bed at six o'clock in the morning. They are tired.



Think and write

My day

I get up at seven o'clock.

I have breakfast at _____.

I _____ at _____.

I _____.



Learn the sounds (👂👂)

ff

turn off

take off

Turn off the light.
It's too bright.

Take off the coat.
It's too hot.

Where's the fan?
Please turn it on.

8

Days of the week



Listen and say

Peter goes to the school library on Monday afternoon.



1



Peter likes reading. He goes to the school library on Monday afternoon.

2



Peter likes playing basketball too. He plays basketball with his friends on Tuesday afternoon.

3



On Wednesday and Thursday, Peter plays chess after school.

4



On Friday evening, Peter plays games at home.

5

At the weekend, Peter goes to the park with his family.





Look and learn



Mon.	Tue.	Wed.	Thur.	Fri.	Sat.	Sun.
3	4	5	6	7	8	9
Monday	Tuesday	Wednesday	Thursday	Friday	Saturday	Sunday



Think and write

Monday	play volleyball
Tuesday	
Wednesday	
Thursday	
Friday	
Saturday	
Sunday	

On Monday, I play volleyball.



Enjoy a story 

Tom's Saturday

1

It's half past eight, Tom.
Go to bed.



No, Mum. This
book is fun.

Tom likes reading in the evening.

2

Oh no! I'm late!



In the morning, Tom looks at
his clock. It's half past eight.

3



Tom runs out. He doesn't
have breakfast.

4

What time is it now?



It's nine o'clock. But
it's Saturday today!

Tom is not late for school.
It is Saturday.



Listen and enjoy




Monday Tuesday Wednesday Thursday Friday Saturday Sunday




My name's Betty and I'm very busy.
 Busy, busy, busy, but I'm very happy.
 I'm busy on Monday, Tuesday and Wednesday.
 I'm also busy on Thursday and Friday.
 I'm very busy, but I'm very happy.
 And I'm not busy on Saturday and Sunday.




Learn the sounds



clothes



plant



gloves



One, two, three,
 What can you see?

Gladys and Clare are in warm clothes.
 Clare has a plant on a plate.
 Gladys has gloves on her hands.

A friend in Australia

How's the weather in December?
It's sunny and hot.



 Listen and say 

1

Hello, I'm Jill. I live in China.



2

This is my friend Amy. She lives in Sydney, Australia. We talk on the computer on Sunday.



3

Hi, Amy. It's sunny and warm here. How's the weather in Sydney?









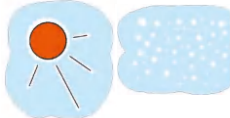









How's the weather in December?

It's windy and cool. It's cool here in April and May.



It's sunny and hot.



	Feb.—Apr.	May—Jul.	Aug.—Oct.	Nov.—Jan.
Beijing	 	 	 	 
	Sept.—Nov.	Dec.—Feb.	Mar.—May	Jun.—Aug.
Sydney	 	 	 	 

S1: I'm in **Beijing**.

S2: How's the weather in **January** ?

S1: It's ...

An email from Amy

Back Forward Stop Refresh Home Favourites History Search AutoFill Larger Smaller Print Mail Preferences

Address:

GO

From: Amy
To: Jill
Subject: Merry Christmas!

Hi Jill,

How are you?



Today is Christmas. It's sunny and hot here. I go to the beach with my family on Christmas Day every year.

Here is a photo of my family. Look at our red hats. Aren't they lovely?

This is Father Christmas. Look at him. He wears shorts in Australia!

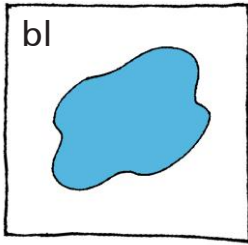
How's the weather in your city? Please write and tell me about your New Year.

Yours,
Amy






Learn the sounds




bl

blue



fl

flower



sl

slowly



Birds fly in the blue sky.
Blue flowers grow in July.
A bird is flying slowly
By the black clouds in the sky.

Culture corner



In Australia, Christmas is in summer.



Revision 3



Let's revise (I)

Kitty	gets up has breakfast goes to school has dinner	at	seven o'clock a quarter past seven half past seven a quarter to eight	.
-------	--	----	--	---

Peter	goes to the school library plays basketball	on	Monday afternoon Tuesday afternoon	.
-------	--	----	---------------------------------------	---



Read and write



Joe _____ (get up) _____



He _____ (go) to school _____



He _____ (play) football with
his friends _____

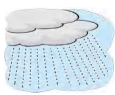


He _____ (draw) in the park

Let's revise (II)

How's	the weather	in	June December	?	It's	warm and sunny cold and windy	.
-------	-------------	----	------------------	---	------	----------------------------------	---

Tick and say



sunny

rainy

cloudy

windy

warm

hot

cool

cold

January				✓				✓
February								
March								
April								
May								
June								
July								
August								
September								
October								
November								
December								

In January, it's windy and cold.



Think and circle

My work in Module 3





Project 3

Our wonderful weekend

1 What do you do at the weekend? Think and write.



Saturday

Time	Activity
9:30 a.m.	go to the park

Sunday

Time	Activity

2 What do your friends do at the weekend?

Name: _____

	Time	Activity
Sat.		
Sun.		

3 Tell the class about your wonderful weekend.



I have fun at the weekend.
 On Saturday, I ... at ...
 On Sunday, I ... at ...
 My friend ... has fun too.
 On Saturday, he/she ... at ...
 On Sunday, he/she ... at ...

10

My garden



Listen and say



1



I have a garden. There are many plants in my garden. They have small green leaves. I water them every day. The plants grow and grow.

2



Now my plants are tall and big. They have flowers. Some are red. Some are yellow. They are all beautiful. I like reading and listening to music in my garden.



Look and learn



leaf



plant



Think and say

1



2



3



4



I like this plant. It's green. It has long leaves.






Enjoy a story 


Two seeds

1




We are seeds. We are small and brown.

2




It rains. We are thirsty. We drink the rain water.

3




It is sunny and warm. We like the sun.

4




Look at us! There are two small leaves on our heads.

5



We grow and grow. We have big leaves.

6



Now we have yellow flowers.







Read and match

a The plant has some big leaves.

b This is a seed.

c The plant has some flowers.

d Now the plant has some small leaves.



Children's Day



It is Children's Day.



Our classroom looks beautiful.



In the morning, we have a party.




In the afternoon, I go to the zoo with my parents. I love Children's Day!


 Look and learn 



cinema



museum




zoo

 Think and write



On Children's Day, I can ride a bike with my brother. I can go to the park with him. We can fly kites too.

by Kitty



skate

sing

dance

go to the cinema

ride a bike

go to the zoo

play football

On Children's Day, I can _____

_____.

I can _____

_____.

Look and read




In China, Children's Day is in June.



In Canada, Children's Day is in November.



In India, Children's Day is also in November.



In Thailand, Children's Day is in January.



Do a survey

Do you go to the park
on Children's Day?



No, I don't.



Do you go to the zoo
on Children's Day?

Yes, I do.

Activity	Name			
	Peter			
go to the zoo	✓			
play basketball				
fly kites				




In our group, ... student(s) ...
on Children's Day.

...


The ugly duckling

1




It is sunny and warm. Mother Duck is near the river.

2



She has three eggs. They are small.

3



Look! Now there are three small eggs and a big egg.

4




Mother Duck sits on the eggs.

5



Three eggs open. The ducklings are small and yellow.

6




The big egg opens later. The duckling is big and grey. He is ugly.

7




Mother Duck swims. The three yellow ducklings sit on her back. The ugly duckling swims behind them.

8




The three yellow ducklings play together. They are happy.

9



The ugly duckling is sad. He swims away.

10




In winter, it is cold. The ugly duckling has no home.

11



It is spring again. The ugly duckling is in the grass. He sees two big swans.

12



The ugly duckling looks into the water. He is a beautiful swan!



Project 4

Our Children's Day party

- 1 Write the month and the day of the week.

_____ (month)

1

_____ (day of the week)

Children's Day

- 2 You want to have a party on Children's Day. What can you do at the party? Think and write.

At the party, we can ...

- ☐ sing _____
- ☐ _____
- ☐ _____
- ☐ _____



3

Make a poster. Tell your friends about your party.

Children's Day party

Date: _____ ()

Time: _____

Place: _____

Activities: ♦ _____
 ♦ _____
 ♦ _____
 ♦ _____
 ♦ _____

Draw or stick pictures.

See you there!

Word list 1 (by unit)

Unit 1

touch 碰；触摸

feel 摸起来；感到

soft 柔软的

hard 坚硬的

thick 厚的；粗的

thin 薄的；细的

blind 瞎的；失明的

noise 响声；吵闹声

young 年轻的

Unit 2

smell 闻；嗅

strawberry 草莓

or 或者；还是

watermelon 西瓜

grape 葡萄

fox 狐狸

round 圆的

purple 紫色的

wait 等待；等候

minute 一会儿；分钟

get 得到

those 那些

Unit 3

rise 升起

shadow 影子

noon 中午

high 高的

sky 天空

evening 傍晚；晚上

again 再；又

night 夜晚

moon 月亮

him 他

stop 停下

at noon 在中午

go down 落下

at night 在夜晚

take a walk 散步

Unit 4

subject 学科；科目

lesson 课

Chinese (学科) 语文

Maths (学科) 数学

English (学科) 英语

Science (学科) 科学

PE (学科) 体育

Music (学科) 音乐

Art (学科) 美术

timetable 课程表；时间表

from 从；来自

a.m. 上午

p.m. 下午

break 休息

from ... to ... 从……到……

注：粗体词要求学生听、说、读、写。

Unit 5

sport 体育运动

football 足球

club 俱乐部；兴趣小组

join 参加；加入

tell 告诉

about 关于

basketball 篮球

volleyball 排球

us 我们

table tennis 乒乓球运动

play football 踢足球

play basketball 打篮球

play volleyball 打排球

Unit 6

wonderful 使人愉悦的；绝妙的

violin 小提琴

guitar 吉他

whose 谁的

piano 钢琴

city 城市

bag 袋子

gold 金子

all 全部；所有

play the violin 拉小提琴

play the guitar 弹吉他

Unit 7

o'clock ……点钟

quarter 一刻钟

time 时间

half 半；一半

wash 洗

dinner 晚餐；正餐

start 开始

catch 捉住

get up 起床

brush ... teeth 刷牙

half past ... ……点半

have breakfast 吃早餐

go to school 去上学

wash ... face 洗脸

have lunch 吃午餐

have dinner 吃晚餐

go to bed 上床睡觉

Unit 8

week 星期

Monday 星期一

with 和……一起

Tuesday 星期二

Wednesday 星期三

Thursday 星期四

Friday 星期五

game 游戏

Saturday 星期六

Sunday 星期天

clock 时钟；钟

play chess 下国际象棋

at the weekend 在周末

(be) late for 迟到

Unit 9

China 中国

talk 谈话；说话

May 五月

June 六月

January 一月

February 二月

March 三月

April 四月

July 七月

August 八月

September 九月

October 十月

November 十一月

December 十二月

email 电子邮件

hat 帽子

wear 穿；戴

yours 你的；你们的

every year 每年

Unit 10

garden 花园

plant 植物

leaf 叶子（复数leaves）

water 给……浇水

them 它们；他们；她们

grow（使）生长；成长

seed 种子

every day 每天

Unit 11

song 歌曲

zoo 动物园

cinema 电影院

museum 博物馆

also 也；还

have a party 举办聚会

Unit 12

ugly 丑的；丑陋的

duckling 小鸭

duck 鸭子

river 河；江

baby 宝宝；婴儿

later 后来；以后

quack（鸭叫声）嘎嘎

back 背；背部

away 去别处；朝另一个方向

swan 天鹅

into 朝；向；到……里面

Word list 2 (in alphabetical order)

A

about 关于	U5
again 再; 又	U3
all 全部; 所有	U6
also 也; 还	U11
a.m. 上午	U4
April 四月	U9
Art (学科) 美术	U4
at night 在夜晚	U3
at noon 在中午	U3
at the weekend 在周末	U8
August 八月	U9
away 去别处; 朝另一个方向	U12

B

baby 宝宝; 婴儿	U12
back 背; 背部	U12
bag 袋子	U6
basketball 篮球	U5
blind 瞎的; 失明的	U1
break 休息	U4
brush ... teeth 刷牙	U7

C

catch 捉住	U7
China 中国	U9
Chinese (学科) 语文	U4
cinema 电影院	U11
city 城市	U6
clock 时钟; 钟	U8

club 俱乐部; 兴趣小组	U5
-----------------------	----

D

December 十二月	U9
dinner 晚餐; 正餐	U7
duck 鸭子	U12
duckling 小鸭	U12

E

email 电子邮件	U9
English (学科) 英语	U4
evening 傍晚; 晚上	U3
every day 每天	U10
every year 每年	U9

F

February 二月	U9
feel 摸起来; 感到	U1
football 足球	U5
fox 狐狸	U2
Friday 星期五	U8
from 从; 来自	U4
from ... to ... 从……到……	U4

G

game 游戏	U8
garden 花园	U10
get 得到	U2
get up 起床	U7
go down 落下	U3
go to bed 上床睡觉	U7
go to school 去上学	U7

gold 金子	U6	Maths (学科) 数学	U4
grape 葡萄	U2	May 五月	U9
grow (使) 生长; 成长	U10	minute 一会儿; 分钟	U2
guitar 吉他	U6	Monday 星期一	U8
H		moon 月亮	U3
half 半; 一半	U7	museum 博物馆	U11
half past点半	U7	Music (学科) 音乐	U4
hard 坚硬的	U1	N	
hat 帽子	U9	night 夜晚	U3
have a party 举办聚会	U11	noise 响声; 吵闹声	U1
have breakfast 吃早餐	U7	noon 中午	U3
have dinner 吃晚餐	U7	November 十一月	U9
have lunch 吃午餐	U7	O	
high 高的	U3	o'clock点钟	U7
him 他	U3	October 十月	U9
I		or 或者; 还是	U2
into 朝; 向; 到.....里面	U12	P	
J		PE (学科) 体育	U4
January 一月	U9	piano 钢琴	U6
join 参加; 加入	U5	plant 植物	U10
July 七月	U9	play basketball 打篮球	U5
June 六月	U9	play chess 下国际象棋	U8
L		play football 踢足球	U5
(be) late for 迟到	U8	play the guitar 弹吉他	U6
later 后来; 以后	U12	play the violin 拉小提琴	U6
leaf 叶子 (复数leaves)	U10	play volleyball 打排球	U5
lesson 课	U4	p.m. 下午	U4
M		purple 紫色的	U2
March 三月	U9	Q	
		quack (鸭叫声) 嘎嘎	U12

quarter 一刻钟	U7	those 那些	U2
R		Thursday 星期四	U8
rise 升起	U3	time 时间	U7
river 河; 江	U12	timetable 课程表; 时间表	U4
round 圆的	U2	touch 碰; 触摸	U1
S		Tuesday 星期二	U8
Saturday 星期六	U8	U	
Science (学科) 科学	U4	ugly 丑的; 丑陋的	U12
seed 种子	U10	us 我们	U5
September 九月	U9	V	
shadow 影子	U3	violin 小提琴	U6
sky 天空	U3	volleyball 排球	U5
smell 闻; 嗅	U2	W	
soft 柔软的	U1	wait 等待; 等候	U2
song 歌曲	U11	wash 洗	U7
sport 体育运动	U5	wash ... face 洗脸	U7
start 开始	U7	water 给……浇水	U10
stop 停下	U3	watermelon 西瓜	U2
strawberry 草莓	U2	wear 穿; 戴	U9
subject 学科; 科目	U4	Wednesday 星期三	U8
Sunday 星期天	U8	week 星期	U8
swan 天鹅	U12	whose 谁的	U6
T		with 和……一起	U8
table tennis 乒乓球运动	U5	wonderful 使人愉悦的; 绝妙的	U6
take a walk 散步	U3	Y	
talk 谈话; 说话	U9	young 年轻的	U1
tell 告诉	U5	yours 你的; 你们的	U9
them 它们; 他们; 她们	U10	Z	
thick 厚的; 粗的	U1	zoo 动物园	U11
thin 薄的; 细的	U1		

Daily expressions

You're right. 你答对了。	U2	What time is it? 几点了?	U7
It's yummy! 味道真好!	U2	Merry Christmas! 圣诞节快乐!	U9
Wait a minute. 等一会儿。	U2	Fine, thanks. 很好, 谢谢。	U11
Would you like to come with us? 你愿意和我们一起(参加)吗?	U5	Happy Children's Day! 儿童节快乐!	U11
Sure. 当然了。	U5		
How about Kitty? (打听消息)基蒂如何?	U5		

Proper nouns

Australia 澳大利亚	p. 42	New Year 新年	p. 44
Amy 艾米(女名)	p. 42	Children's Day 儿童节	p. 54
Sydney 悉尼	p. 42	Canada 加拿大	p. 56
Christmas (Christmas Day) 圣诞节	p. 44	India 印度	p. 56
Father Christmas 圣诞老人	p. 44	Thailand 泰国	p. 56
		The ugly duckling 《丑小鸭》	p. 58

上海教育出版社

责任编辑：赵柳松 戴嘉子

义务教育教科书

英语

四年级下册



绿色印刷产品

ISBN 978-7-5444-5148-2

9 787544 451482 0 1 >

定价：5.10 元
(本书另配音频和练习册)

上海教育出版社

上海教育出版社