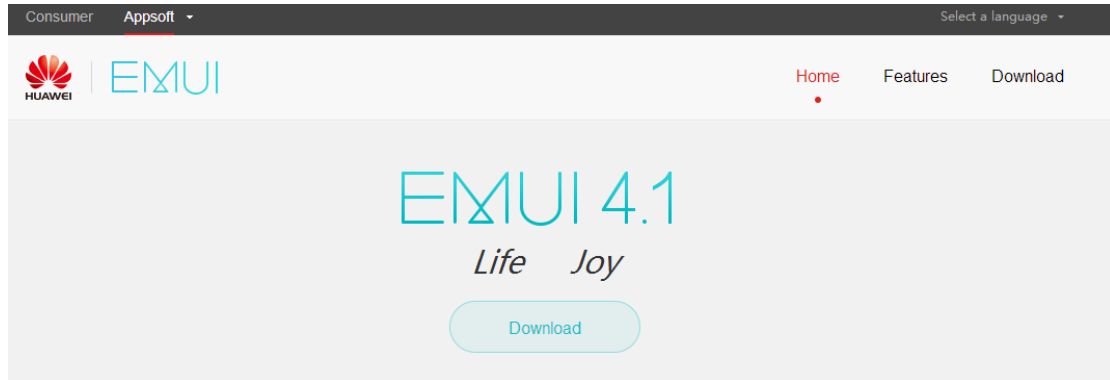


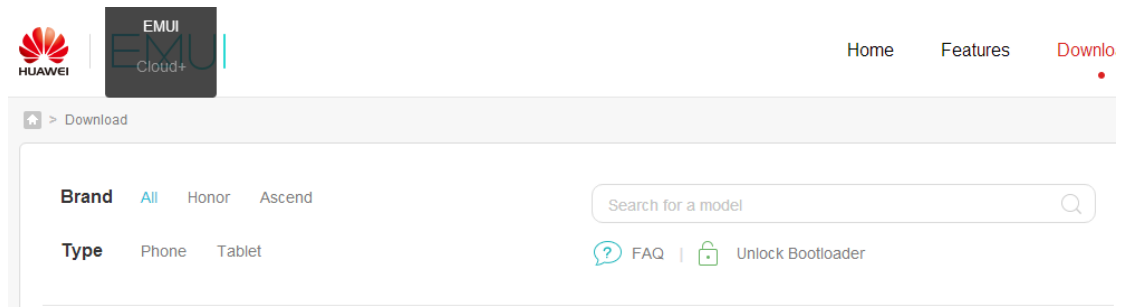
本人麦芒 5 全网通高配版，其他未测试！

解锁

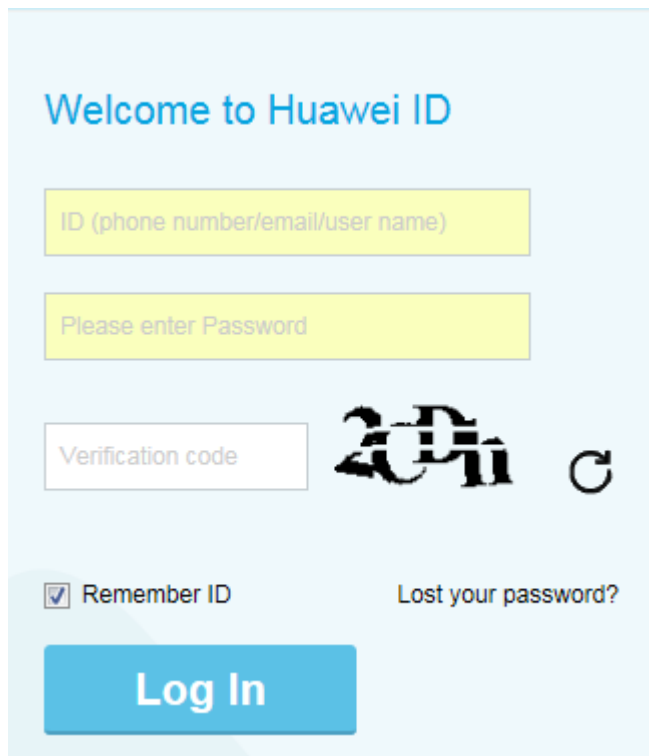
首先得有华为账号。选择英文网站 <http://emui.huawei.com/en/>，据说不用等 14 天。



选择 download



选择 Unlock Bootloader 。跳转到帐户登陆界面，输入账号密码，登录



Welcome to Huawei ID

ID (phone number/email/user name)

Please enter Password

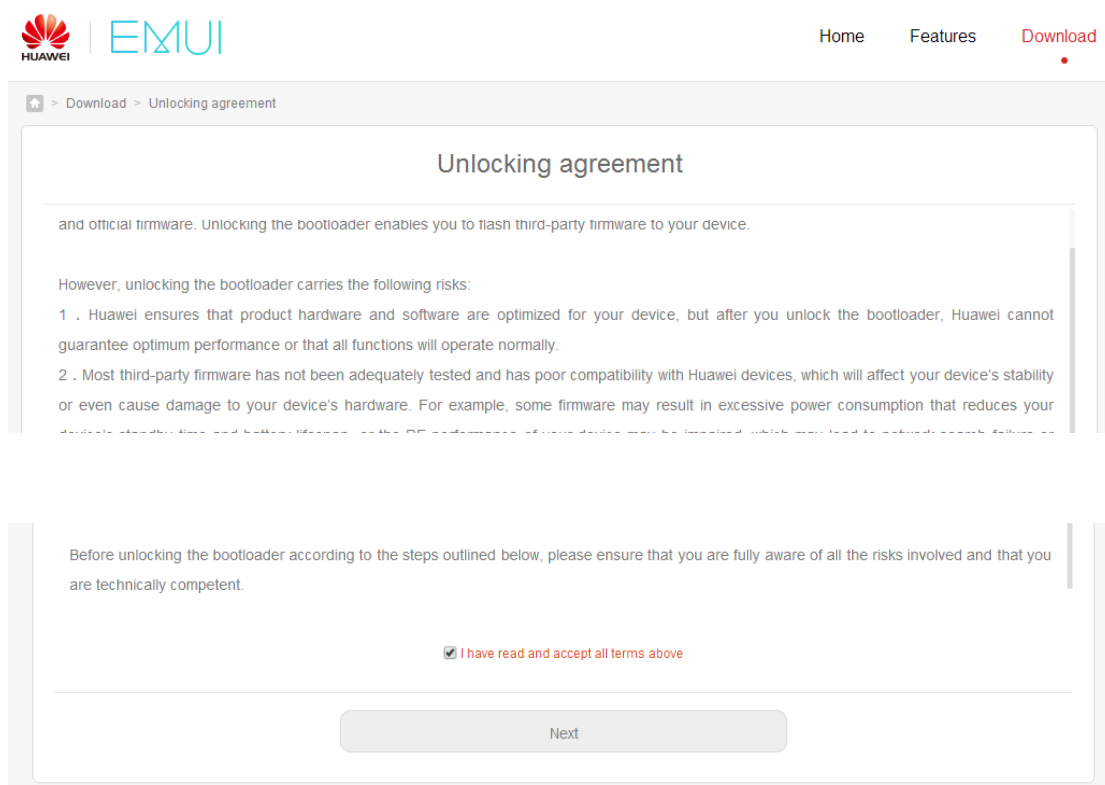
Verification code

☒ Remember ID

[Lost your password?](#)

Log In

进入解锁界面，



HUAWEI | EMUI

Home Features **Download**

Download > Unlocking agreement

### Unlocking agreement

and official firmware. Unlocking the bootloader enables you to flash third-party firmware to your device.

However, unlocking the bootloader carries the following risks:

- 1 . Huawei ensures that product hardware and software are optimized for your device, but after you unlock the bootloader, Huawei cannot guarantee optimum performance or that all functions will operate normally.
- 2 . Most third-party firmware has not been adequately tested and has poor compatibility with Huawei devices, which will affect your device's stability or even cause damage to your device's hardware. For example, some firmware may result in excessive power consumption that reduces your device's standby time and battery lifespan, or the CPU performance of your device may be limited, which may lead to network access failure or other issues.

Before unlocking the bootloader according to the steps outlined below, please ensure that you are fully aware of all the risks involved and that you are technically competent.

☒ I have read and accept all terms above

Next

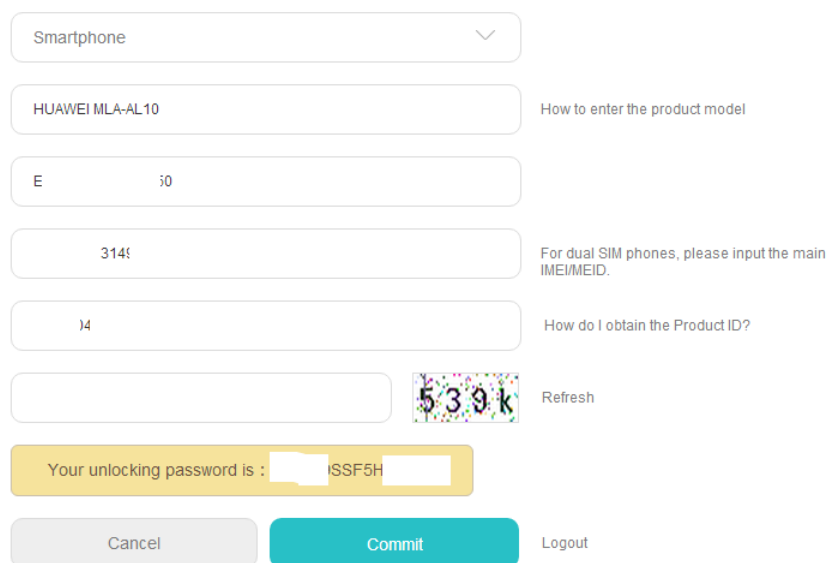
拉到最下方，勾选 I have read and accept all terms above，点击 next 。

输入手机的相关信息，点击 commit ，获取解锁码。出现 Your unlocking password is: XX，“”XX“”就是解锁码。OK，记住解锁码。

## 填写说明：

拨号界面输入 `***#2846579#***` 进入工程模式，选择“单板信息查询”，选择“其他信息”。将 SN 填入 Product Serial number，IMEI: 1 填入 Product IEMI or MEID。在手机拨号界面输入`***#1357946#***`，显示 8 位数字识别码，填入 Product ID

Please provide the following information in order to apply for the unlock password.



The form contains the following fields and elements:

- A dropdown menu with "Smartphone" selected.
- A text input field containing "HUAWEI MLA-AL10" with a hint "How to enter the product model".
- A text input field containing "E" and "i0".
- A text input field containing "3145" with a hint "For dual SIM phones, please input the main IMEI/MEID".
- A text input field containing "14" with a hint "How do I obtain the Product ID?".
- A text input field and a "Refresh" button with a CAPTCHA image showing "539k".
- A yellow box displaying "Your unlocking password is : [ ] SSF5H [ ]".
- Buttons for "Cancel", "Commit", and "Logout".

## 刷机

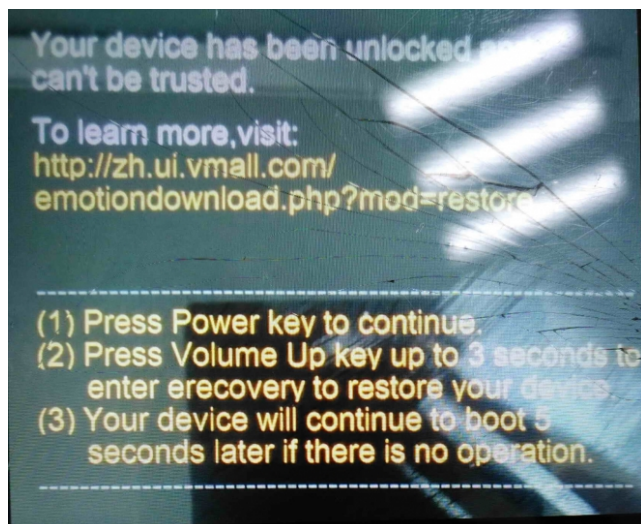
请参照【HRT\_梦里无念】的

<http://cn.club.vmall.com/forum.php?mod=viewthread&tid=11043022>

手动解锁的话请使用 **ADB 1.0.31** 版本，版本过低连不上。

<http://pan.baidu.com/s/1mi0g0is>

解完锁开机时会显示一个警告画面：



不要按任何键，大概 20 多秒进入系统。

进入第三方 Recovery 方法：关机，按住上音量键+开机键，屏幕点亮立即放开，进入警告画面，等待即可。

目前论坛内有 2 个第三方包：

**【HRT\_梦里无念】**华为麦芒 5 全系列 B122 精简 Root 稳定流畅

<http://cn.club.vmall.com/thread-11043136-1-5.html>

**【HRT\_ZC】**麦芒 5 全网通 emui4.1 B133 root 优化卡刷包

<http://cn.club.vmall.com/thread-11043136-1-5.html>

请自行刷入体验。

**恢复官方包：**

请参考 <http://club.huawei.com/thread-10757863-1-2.html>

这里另外提供一个卡刷包的链接，<http://pan.baidu.com/s/1skT2l0h> 亲测可用。

刷完后已重新上锁。